



Consisting of 240,000 acres on the Westside of the San Joaquin Valley

AGENDA SAN JOAQUIN RIVER EXCHANGE CONTRACTORS WATER AUTHORITY

Friday, June 5, 2026

CHRIS CARDELLA
Chair

MIKE STEARNS
Vice-Chair

CHRIS WHITE
Executive Director

MINASIAN LAW
Legal Counsel

NOTICE IS HEREBY GIVEN that on *Friday, June 5, 2026 at 9:00 a.m.*, the Board of Directors of the *San Joaquin River Exchange Contractors Water Authority*, otherwise known as the *Exchange Contractors*, will meet in the **Board Room of the San Joaquin River Exchange Contractors Water Authority office** located at 541 H Street, Los Banos, California.

PHONE IN NUMBER: 1-888-297-9852

Passcode: 1906434#

Notice: All members of the public can attend the meeting in person or by conference call.

CENTRAL CALIFORNIA IRRIGATION DISTRICT

Eric Fontana
President

Jarrett Martin
General Manager

SAN LUIS CANAL COMPANY

Cannon Michael
President

John Wiersma
General Manager

FIREBAUGH CANAL WATER DISTRICT

Mike Stearns
President

Jeff Bryant
General Manager

COLUMBIA CANAL COMPANY

Chris Cardella
President

Mike Gardner
General Manager

The agenda for the meeting will be:

1. Pledge of Allegiance

2. Review of Agenda:

The Board will consider corrections or additions to the agenda of items requiring immediate action that have come to the attention of the Exchange Contractors following the posting of the agenda.

3. Approval of Minutes: Regular Meeting of May 1, 2026

4. Public Participation

At this time, members of the public may address the representatives on matters which may affect the operations of the Exchange Contractors. The Chairman may limit the time allowed for comment.

5. Board to approve May, 2026 Expenditures

6. Finance Committee Report

A) Review Financial Report Memo for May, 2026 – Board action will be requested.

- i.** May, 2026 General Budget Comparison
- ii.** May, 2026 Water Transfer Budget Comparison
- iii.** May, 2026 Water Resources Plan (General Membership) Budget Comparison

P.O. Box 2115
541 H Street
Los Banos, CA 93635
(209) 827-8616
Fax (209) 827-9703
e-mail: jwhite@sjrecwa.net
Website: www.sjrecwa.net

- iv. May, 2026 Water Resources Plan (Participation Agreement) Budget Comparison
 - v. May, 2026 San Joaquin Valley Drainage Authority Budget Comparison
 - vi. Cash Activity Report
- B) Finance Committee Minutes of April 27, 2026
- 7. Water Report**
- 8. Executive Director's Report**
- 9. Director of Policy & Programs Report**
- 10. Water Resources Plan**
 - A) General Update
 - B) Del Puerto Canyon Reservoir Project (DPCR) Update
- 11. Water Transfer Program - Water Transfer Committee Report** – Board action will be requested.
 - A) **CCID**
 - i) Groundwater Exchange Transfer from CCID to Del Puerto Water District – up to 1,016 Acre Feet (AF)
 - B) Water Transfer Committee Minutes of April 27, 2026
- 12. 2025 Community Infrastructure Program Awards** – Presentation of the completed final product and consideration of approval of the final project cost of \$15,868.53 for the Milliken Museum Society's Restoration and Preservation of the Large Vintage Miller & Lux San Joaquin Valley Ownership Map project.
- 13. Bay-Delta Water Quality and Regional Water Quality Control Board Report**
 - A) Water Quality Issues Update - David Cory
- 14. Legislative Report**
 - A) State
 - B) Federal
- 15. Public Outreach**
 - A) Lighthouse Public Affairs
- 16. Attorney's Report**
- 17. Four Entities' Manager's Reports**
- 18. July Board Meeting** – Due to the Fourth of July holiday, the Board will be asked to approve changing the July 2026 Board meeting to *Wednesday, July 1, 2026*. Board action will be requested.

19. Informational

20. Closed Session:

- A) Conference with Legal Counsel regarding existing litigation. Firebaugh vs. United States – U.S. District Court Eastern District of California. Government Code Section 54956.9
- B) Conference with Legal Counsel regarding existing litigation and administrative proceedings. NRDC vs. Rodgers (Friant Litigation) - U.S. District Court, Eastern District of California. Government Code Section 54956.9
- C) Conference with Legal Counsel. SWRCB Administrative Proceedings Regarding Water Rights Exercise, San Joaquin River and Tributaries. Government Code Section 54956.9
- D) Conference with Legal Counsel. Johnson vs. PGE Gas Company, et al. Government Code Section 54956.9
- E) Conference with Legal Counsel regarding anticipated litigation. Two potential cases. Government Code Section 54956.9(d)(4)
- F) Conference with Real Property Negotiators: Government Code Section 54956.8. Property. Water subject to the control of the Exchange Contractors available for transfer. Agency Negotiator. Chris White and Board Members. Negotiating Parties. Triangle T Water District. Under Negotiation. Price, terms, conditions, and quantities of water available for transfer.
- G) Conference with Legal Counsel – Existing Litigation (Government Code section 54956.9(d)(1)). Stanislaus County Superior Court Case No. CV – 20-005193, *Sierra Club, et. al., v. Del Puerto Water District*.
- H) Conference with Legal Counsel. Anticipated litigation (two cases). Government Code 54956.9(d)(2)

SAN JOAQUIN RIVER EXCHANGE CONTRACTORS
WATER AUTHORITY
REGULAR BOARD MEETING
TELEPHONIC LOCATIONS
JUNE 5, 2026

11609 Hereford Road
Los Banos, CA 93635

6801 E. Lerdo Highway
Shafter, CA 93263

**MINUTES
OF THE REGULAR MEETING OF THE
SAN JOAQUIN RIVER EXCHANGE CONTRACTORS WATER AUTHORITY
HELD FRIDAY, MAY 1, 2026**

The Board of Directors of the *San Joaquin River Exchange Contractors Water Authority (SJRECWA)* met in Regular Session on Friday, May 1, 2026 in the Board Room of the *San Joaquin River Exchange Contractors Water Authority*, 541 “H” Street, City of Los Banos, County of Merced, State of California.

The following persons were present:

REPRESENTATIVES:

Central California Irrigation District (CCID): Eric Fontana, Director; Jarrett Martin, General Manager (via teleconference)

San Luis Canal Company (SLCC): Cannon Michael, Director; John Wieresma, General Manager

Firebaugh Canal Water District (FCWD): Mike Stearns, Vice-Chair; Jeff Bryant, General Manager (via teleconference)

Columbia Canal Company (CCC): Chris Cardella, Chair; Mike Gardner, General Manager (via teleconference)

STAFF MEMBERS:

Chris White, Executive Director; Steve Chedester, Director of Policy and Programs; Joann White, Director of Finance and Administration; Adam Hoffman, Water Resources Specialist; and Marisol Bonilla, Administrative Assistant

PRESENT:

Manny Amorelli, James Irrigation District, and David Cory, Consultant

The following participated via Conference Call:

Kimberly Brown, CCC Director; Andy McClure, Minasian Law; Rick Iger, Provost & Pritchard; Lauren Layne, Baker, Manock & Jensen; Shane Swartz, Lower San Joaquin Levee District; and Lupe Flores

CALL TO ORDER:

Chair Chris Cardella called the meeting to order at 9:00 a.m. and asked Director Fontana to lead the meeting with the Pledge of Allegiance.

REVIEW OF AGENDA:

The Executive Director requested to table Agenda Item #12 2025 Community Infrastructure Program Awards to the June Board meeting. There was no objection by the Board.

APPROVAL OF MINUTES:

The unapproved minutes from the April 3, 2026 Regular Board meeting were presented. A motion was made by Vice-Chair Stearns to approve the minutes as presented. The motion was seconded by Director Fontana and unanimously approved.

PUBLIC PARTICIPATION:

Introductions were provided by those present in person and by phone.

BOARD TO APPROVE THE APRIL 2026 EXPENDITURES AND FINANCE COMMITTEE REPORT:

Marisol Bonilla provided a summary of the April 2026 Expenditure List and Financial Report.

A motion was made by Vice-Chair Stearns and seconded by Director Fontana to approve the Expenditure List and Financial Report as presented. The motion was unanimously approved.

WATER REPORT:

The Water Resources Specialist reported that there were no changes or announcements regarding water allocations during April.

The San Joaquin River Restoration Program (SJRRP) continue with scheduled pulse flows, with a target flow of 485 cfs past Sack Dam. This flow target is expected to continue for approximately 15 more days before gradually decreasing beginning May 15. The summertime target flow is projected to be 70 cfs.

Mr. Hoffman also provided an update on current reservoir storage levels. Shasta Reservoir is currently at 4,135,030 AF, San Luis Reservoir at 1,741,076 AF, and Millerton Reservoir at 460,989 AF.

EXECUTIVE DIRECTOR'S REPORT:

Executive Director White provided updates regarding the SJRRP project at Sack Dam, and staff continues coordinating with National Marines Fisheries Services (NMFS). Coordination with Jacobs Engineering is ongoing regarding the South Canal Project in response to the SJRRP intending to release a design-bid-build application process on the project. The anticipated bid timeline has shifted from July to the fall.

Mr. White highlighted progress on the Del Puerto Canyon Reservoir Project. The comments to the Environmental Impact Statement (EIS) are currently being addressed, and discussions continue regarding federal participation and a Memorandum of Understanding (MOU) aimed at

advancing toward 50% funding participation. Information is expected to be brought to project participation agreement members in late May or early June.

Manager John Wiersma then provided an update regarding the Groundwater Sustainability Plan (GSP) matter. He reported that at the State Water Resources Control Board meeting on April 7, staff recommended returning oversight to the Department of Water Resources (DWR), noting that DWR has up to two years to review the plan. Mr. Wiersma thanked all parties involved in achieving this outcome.

DIRECTOR OF POLICY & PROGRAMS REPORT:

The Director of Policy and Programs provided an update on the SJRRP, noting that there has been limited activity recently.

Mr. Chedester recapped the construction activities at Sack Dam are progressing, with 18-inch pipes currently being installed. Concrete work on the east side of the project is expected to begin in May.

He then reported on the Bay Delta activities, and that the Blueprint process recently expanded its bylaws to increase participation to 33 members. Review efforts are currently focused on Chapter 6 of the Unified Water Plan.

WATER RESOURCES PLAN (WRP) – UPDATE:

Mr. Chedester reported on the Orestimba Creek project, noting that the ribbon-cutting ceremony held on the 14th was successful and well attended by State Water Board members. Work continues on the recovery well locations, permitting, and coordination with State Water Contractors regarding permanent water rights discussions.

Relative to the Los Banos Creek Reservoir project, construction of the 450 cfs box culvert has been completed, and crews are currently performing backfilling and grading work on the entrance road.

Work on the San Luis Water District (SLWD) pipeline project remains ongoing, though final connections are being delayed pending additional review of Golden Mussel concerns.

Additional updates included progress at the SLWD lift stations where equipment is being reinstalled after maintenance and operations are expected to resume within the next month. The boat ramp extension project is scheduled to begin the following week after reservoir levels were successfully lowered to allow work access.

WATER TRANSFER PROGRAM:

The Executive Director reviewed the Groundwater Exchange Transfers from CCID to San Luis & Westlands Water Districts of up to 2,009 AF included in the Board packet. He explained that

the Water Transfer Committee reviewed the information and recommended approval of the proposed groundwater exchange transfers.

A motion was made by Director Fontana and seconded by Director Michael to approve the recommendation from the Water Transfer Committee as reported. The motion was unanimously carried.

BAY-DELTA WATER QUALITY AND REGIONAL WATER QUALITY CONTROL BOARD (RWOCB) REPORT:

Consultant David Cory reported that comments on the Nitrate Control Program and the proposed Waste Discharge Requirement revisions for the Modesto Management Zone Area were submitted on April 22. The comments are currently under review by the Regional Board.

Mr. Cory also informed an update was provided regarding the expert panel reviewing nitrate reduction programs. The comment deadline was extended until next Monday.

LEGISLATIVE REPORT:

Legislative Committee Report: Steve Chedester reported on the Legislative Committee meeting held on March 17th. During the meeting, Dominic DiMare of Arc Strategies provided the committee members with a list of bills for the Exchange Contractors to take a position. As an outcome, Mr. Chedester recapped the following recommendations made by the committee: support AB35; AB1754, AB2132, ACA11, SB997, SB1001; support if amended: SB872; and oppose AB2447; and AB2630.

A motion was made by Director Michael and seconded by Vice-Chair Stearns to approve the recommendations as presented. The motion was unanimously carried.

Federal: Chris White referred to the report included in the Board packet, adding that Invariant has been supporting our applications for community funding related to the Del Puerto Canyon Reservoir project road relocation project and assisted with the submission for a builder grant.

PUBLIC OUTREACH:

Reference was made to the updated report from Lighthouse Public Affairs included in the meeting packet.

ATTORNEY'S REPORT:

Attorney Andrew McClure stated that that the *Johnson v. PG&E et. al.* case has a hearing scheduled for this afternoon.

FOUR ENTITIES' MANAGER REPORTS:

Columbia Canal Company: Manager Gardner reported that current water deliveries are at 97 cfs. Average deliveries for April totaled approximately 3,300 AF. Operations are continuing with the usual seasonal activities for this time of year.

Firebaugh Canal Water District: Executive Director White outlined Manager's Bryant's written report as follows: normal April water deliveries and ongoing discussions with other agencies regarding the Golden Mussel treatment efforts. The district is finalizing development of a 1-megawatt power plant to provide power for drainage wells, as well as coordination with the U.S. Bureau Reclamation on NEPA requirements related to canal lining and reservoir construction projects continue.

San Luis Canal Company: Manager Wiersma reported April deliveries of approximately 6,000 AF. San Luis Canal Company is coordinating with CCID to conduct similar testing on the Arroya Canal by pumping water through the filtration system and returning it to the canal. Results from these tests are expected to provide valuable information regarding the effectiveness of filtration systems in addressing Golden Mussel concerns.

Manager Wiersma also reported that the Anderson Pump Station project is nearing completion. PG&E completed electrical connections approximately two weeks ago.

Central California Irrigation District: Manager Martin reported that water demand is tracking similarly to last year. The district is beginning design work for upcoming winter construction projects, and they continue to work on the filter testing for the Golden Mussel.

INFORMATIONAL:

Executive Director White recapped some upcoming events in May.

CLOSED SESSION:

The meeting was adjourned to Closed Session and a short recess was called at 10:02 a.m. The meeting was reconvened to Closed Session at 10:09 a.m.

Chair Cardella returned the meeting to Open Session at 10:15 a.m. and announced that direction was given to staff and legal counsel.

The meeting was adjourned at 10:15 a.m.

CHRIS CARDELLA, CHAIR

Attest a true record of proceedings had
And taken at the foregoing meeting, our
Presence thereat and our consent thereto.

CHRIS WHITE, SECRETARY

ERIC FONTANA, DIRECTOR

CANNON MICHAEL, DIRECTOR

MIKE STEARNS, VICE-CHAIR

SAN JOAQUIN RIVER EXCHANGE CONTRACTORS
EXPENDITURE LIST

06/02/26

May 2026

Date	Num	Name	Memo	Amount
May 26				
05/08/2026	DIRECT DEP	PAYROLL	4/19/26-5/2/26	-23,970.93
05/08/2026	20417	AG IN THE CLASSROOM	2026 CONTRIBUTION (565-04G)	-500.00
05/08/2026	20418	ANTHEM SMALL GROUP SERVICES	VISION INS 6'26 (575-06 G/W)	-88.26
05/08/2026	20419	ARC STRATEGIES LLC	LOBBYIST 5'26 (550-05 C)	-7,500.00
05/08/2026	20420	CITY OF LOS BANOS	WATER/SEWER 3/21-4/20/26 (645-02 G)	-94.35
05/08/2026	20421	CLARK PEST CONTROL	PEST CONTROL (2 MOS) APRIL & MAY '26 (535 G)	-134.00
05/08/2026	ACH DEB	ELAN FINANCIAL SERVICES	VISA 3/19/26-4/16/26 (515-03 625 515-02.602-03.600.63...	-8 073.37
05/08/2026	20422	FIREBAUGH CANAL WATER DISTRICT	LBCDD RIBBON- CUTTING LUNCHEON (550-22 C)	-1,292.63
05/08/2026	20423	INVARIANT	LOBBYIST 5'26 (550-05 C)	-22,050.00
05/08/2026	20424	KENNETH D. SCHMIDT	CONSULTANT - MPG 3'26 (550-02 C)	-500.47
05/08/2026	20425	LIGHTHOUSE PUBLIC AFFAIRS LLC	PUBLIC AFFAIRS 4'26 (550-16 C)	-15,000.00
05/08/2026	ACH DEB	UNITED HEALTHCARE	HEALTH INS. 5'26 (575-05 G/W)	-8,941.58
05/08/2026	ACH DEB	EDD ONLINE SERVICE (EDD TAXES)	STATE PAYROLL TAXES 4'26 (215-08, 10 G/W)	-5,080.39
05/08/2026	EFTPS	EFTPS (941 TAXES)	FED PAYROLL TAX SEMI-WKLY DEP. (215-04,16,17 G...	-5,317.54
05/08/2026	ACH DEB	LINCOLN FINANCIAL GROUP	RETIREMENT 4'26 (215-09 G/W)	-11,188.97
05/08/2026	20434	HEALTH EQUITY, INC	HSA-ADMIN FEE & EE DED 4'26 (575-05 G/W)	-117.81
05/08/2026	20435	VOYA LIFE AND ANNUITY COMPANY	DEFERRED COMP 4'26 (215-01 G/W)	-4,154.60
05/08/2026	20426	MID VALLEY DISPOSAL	TRASH SERVICE 4'26 (645-02 G)	-41.73
05/08/2026	20427	OFFICE SUPPLY EXPRESS	OFFICE SUPPLIES 4'26 (600G)	-61.98
05/08/2026	20428	PROFESSIONAL PRINT & MAIL, INC.	POSTAGE DEPOSIT (615 G)	-800.00
05/08/2026	20429	SGS NORTH AMERICA INC	WATER SAMPLES INV.# 53100586 (602-05 W)	-495.00
05/08/2026	20430	SPRIGGS, INC	OFC 365 BUS PREM. (570-03 G), MO. SERVER & DE...	-355.00
05/08/2026	20431	U S. POSTAL SERVICE	ANNUAL P O BOX RENTAL FEE (615 G)	-398.00
05/08/2026	20433	XEROX BUSINESS SOLUTIONS	COPIER MAINTENANCE 3/30/26-4/29/26 (CONT. BAS...	-177.23
05/08/2026	20436	WINDECKER, INC.	FUEL 4'26 (515-01 G/W)	-1,030.45
05/08/2026	20438	ROCK STAR LUXURY LIMOS LLC	ARVIN-EDISON TOUR (625 G)	-1,050.00
05/08/2026	20437	UNITED CONCORDIA INSURANCE CO	DENTAL INS - MAY & JUNE '26 (575-01 G/W)	-935.40
05/22/2026	DIRECT DEP	PAYROLL	5/3/26-5/16/26	-23,368.45
05/22/2026	EFTPS	EFTPS (941 TAXES)	FED PAYROLL TAX SEMI-WKLY DEP. (215-04,16,17 G...	-5,102.44
05/22/2026	20439	BROAD DATA CONFENCING	TELECONFERENCE 5'26 (635-03 G/W)	-96.75
05/22/2026	20440	DANIEL B. STEINER	CONSULTANT 4'26 (550-23, 550-22 C)	-9,250.00
05/22/2026	20441	DAVID CORY	CONSULTANT 4'26 (550-03 C)	-537.50
05/22/2026	20442	DEL PUERTO WTR DISTRICT	WRP-DPCR- INV 1209 (550-22 C, 585-18 L)	-9,209.39
05/22/2026	20443	FOX & FOX	2026 1ST & 2ND QUARTER ADMIN FEE (602-01 G)	-625.00
05/22/2026	20444	GERBI ENTERPRISES	OFC RENT 6'26 (630-01 G)	-2,079.00
05/22/2026	20445	KAN VENTURES, INC	CONSULTANT 5'26 (550-05 C)	-590.00
05/22/2026	20446	LINCOLN NATIONAL LIFE INSURANCE CO	LIFE INSURANCE 5'26 (575-07 G/W)	-192.91
05/22/2026	20447	MARIA R. VENEGAS	OFC MAINTANCE 5'26 (535 G)	-600.00
05/22/2026	20448	PG&E	ELECTRIC 4/7/26-5/5/26 (645-01 G)	-353.76
05/22/2026	20449	PRIMO BRANDS	OFFICE SUPPLIES 4'26 (600 G)	-41.97
05/22/2026	20450	SLWD	LB CREEK PH 2 PRO-RATE 33.33% (550-22 C)	-50,604.73
05/22/2026	20451	XEROX FINANCIAL SERVICES	COPIER LEASE 4/30/26-5/30/26 (570-01 G)	-350.48
05/22/2026	20452	MINASIAN LAW, LLP	LEGAL FEES 4'26 (585-01,18 L, 568 G)	-12,109.91
May 26				-234,461.98

Chris Cardella _____



MEMO

To: Board of Directors

From: Marisol Bonilla, Administrative Assistant

Date: June 2, 2026

Subject: June 5, 2026 Board of Director's Meeting Report – May 2026 Finance Update

2026 Budget Comparisons:

General Budget:

Actual Revenue to date is 40% of Budget (\$798,967)

Actual Expenses to date is 40% of Budget (\$805,828)

Baseline measurement to complete the year's expenses is 101% (12 months) – A true reflection of expenses is done at year-end after all accruals are booked and all necessary reconciliations are completed.

Water Transfer Budget:

Actual Revenue to date is 50% of Budget (\$46,213)

Actual Expenses to date is 38% of Budget (\$57,655)

Baseline measurement to complete the year's expenses is 100% (12 months) – A true reflection of expenses is done at year-end after all accruals are booked and all necessary reconciliations are completed.

Water Resources Plan (General Membership) Budget:

Actual Revenue to date is 50% of Budget (\$8,502)

Actual Expenses to date is 7% of Budget (\$6,261)

Baseline measurement to complete the year's expenses is 100% (12 months) – A true reflection of expenses is done at year-end after all accruals are booked and all necessary reconciliations are completed.

Water Resources Plan (Participation Agreement) Budget:

Actual Revenue to date is 50% of Budget (\$328,851)

Actual Expenses to date is 33% of Budget (\$715,245)

Baseline measurement to complete the year's expenses is 108% (12 months) – A true reflection of expenses is done at year-end after all accruals are booked and all necessary reconciliations are completed.

San Joaquin Valley Drainage Authority Budget:

Actual Revenue to date is 50% of Budget

Actual Expenses to date is 50% of Budget

Baseline measurement to complete the year's expenses is 100% (12 months) – A true reflection of expenses is done at year-end after all accruals are booked and all necessary reconciliations are completed.

Cash Activity Report: (Period Ending May 31, 2026)

Total Cash balance for all accounts on **April 30, 2026** was **\$3,340,134.98**. Breakdown of accounts:

- WestAmerica Checking: (\$212,073.82)
- LAIF: \$958,855.36
- Mechanic's Bank Money Market: \$693,090.26
- Mechanic's Bank Money Market (Community Fund): \$1,104,917.18
- WestAmerica Money Market: \$767,473.29
- WestAmerica Money Market (MPG – restricted funds): \$27,493.50
- WestAmerica Money Market (MM Society - restricted funds): \$279.21
- Petty Cash: \$100.00

Total Receivables in May 2026 was \$88,181.14

Total Interest received in May 2026 was \$6,647.25

Total Expenditures in May 2026 was \$234,461.98

Transfers made through the month of April 2026 were:

- From Money Market to Checking: \$331,200.00
- From Checking to Money Market: \$51,000.00

Total Cash balance for all accounts on **May 31, 2026**, was **\$3,200,501.39**. Breakdown of accounts are:

- WestAmerica Checking: (\$78,154.66)
- LAIF: \$958,855.36
- Mechanic's Bank Money Market: \$695,112.56
- Mechanic's Bank Money Market (Community Fund): \$1,108,142.85
- WestAmerica Money Market: \$488,615.96
- WestAmerica Money Market (MPG – restricted funds): \$27,549.31
- WestAmerica Money Market (MM Society – restricted funds): \$280.01
- Petty Cash: \$100.00

Outstanding Accounts Receivables as of **May 31, 2026** was **\$6,975.84**.

San Joaquin River Exchange
Contractors Water Authority

2026 General Budget Comparison

BUDGET SUMMARY

PERIOD ENDING: 5/31/26

REVENUES FOR:	2026 Budget	Actual YTD as of 5/31/26	Estimated to Complete for 2026	Percentage of 2026 Budget	Percentage of Budget as of 5/31/26
GENERAL	960,905	346,348	614,557	100%	36%
WATERMASTER	207,939	103,970	103,970	100%	50%
BAY DELTA	30,658	11,050	19,607	100%	36%
WATER OPERATIONS	99,390	35,824	63,566	100%	36%
PUMPING	5,934	2,139	3,795	100%	36%
COMMUNICATIONS	180,188	64,947	115,241	100%	36%
GENERAL CONSULTANTS	356,025	128,325	227,700	100%	36%
SJ RIVER SETTLEMENT	98,896	35,646	63,250	100%	36%
GENERAL LEGAL	59,338	21,388	37,950	100%	36%
MISC. - INTEREST	0	29,330	170,670		
MISC. - MPG AGREEMENT	20,000	20,000	0	100%	100%
TOTAL REVENUE	2,019,273	798,967	1,420,306	110%	40%
EXPENSES FOR:					
GENERAL	971,634	447,455	546,324	102%	46%
WATERMASTER	207,939	81,997	126,012	100%	39%
BAY DELTA	31,000	10,841	20,159	100%	35%
WATER OPERATIONS	100,500	28,209	72,291	100%	28%
PUMPING	6,000	2,540	3,460	100%	42%
COMMUNICATIONS	182,200	60,000	122,200	100%	33%
GENERAL CONSULTANTS	360,000	152,519	207,481	100%	42%
SJ RIVER SETTLEMENT	100,000	223	99,778	100%	0%
GENERAL LEGAL	60,000	22,045	37,955	100%	37%
TOTAL EXPENSES	2,019,273	805,828	1,235,661	101%	40%
BALANCE	0	-6,861			

San Joaquin River Exchange
Contractors Water Authority

2026 General Budget Comparison

BUDGET DETAILED				
REVENUES FOR:	2026 Budget	Actual Revenues YTD as of 5/31/26	Estimated to Complete for 2026	Percentage of 2025 Budget
GENERAL	960,905	346,348	614,557	100%
WATERMASTER	207,939	103,970	103,970	100%
BAY DELTA	30,658	11,050	19,607	100%
WATER OPERATIONS	99,390	35,824	63,566	100%
PUMPING	5,934	2,139	3,795	100%
COMMUNICATIONS	180,188	64,947	115,241	100%
GENERAL CONSULTANTS	356,025	128,325	227,700	100%
SJ RIVER SETTLEMENT	98,896	35,646	63,250	100%
GENERAL LEGAL	59,338	21,388	37,950	100%
MISC. - INTEREST		29,330	170,670	
MISC. - MPG AGREEMENT	20,000	20,000	0	100%
TOTAL REVENUE	2,019,273	798,967	1,420,306	110%

BUDGET REVENUE CONTRIBUTIONS BY ENTITY YTD AS OF:						5/31/26
REVENUES FOR:	2026 Budget	63.38 % C.C.I.D.	7.02 % C.C.C	10.12 % F.C.W.D.	19.48% S.L.C.C.	TOTAL
GENERAL	\$960,905.24	\$219,515.29	\$24,313.63	\$35,050.40	\$67,468.57	\$346,347.89
WATERMASTER	\$207,939.28	\$25,992.42	\$25,992.42	\$25,992.42	\$25,992.42	\$103,969.68
BAY DELTA	\$30,667.71	\$7,003.64	\$775.72	\$1,118.28	\$2,152.59	\$11,050.23
WATER OPERATIONS	\$99,390.33	\$22,705.36	\$2,514.86	\$3,625.41	\$6,978.55	\$35,824.18
PUMPING	\$5,933.75	\$1,355.54	\$150.13	\$216.44	\$416.63	\$2,138.74
COMMUNICATIONS	\$180,188.21	\$41,163.35	\$4,559.27	\$6,572.63	\$12,651.64	\$64,946.89
GEN. CONSULTANTS	\$356,025.03	\$81,332.61	\$9,008.44	\$12,986.52	\$24,997.78	\$128,325.35
SJR SETTLEMENT	\$98,895.84	\$22,592.40	\$2,502.34	\$3,607.37	\$6,943.83	\$35,645.94
GENERAL LEGAL	\$59,337.50	\$13,555.43	\$1,501.41	\$2,164.43	\$4,166.29	\$21,387.56
TOTAL REVENUE	\$1,999,272.89	\$435,216.04	\$71,318.22	\$91,333.90	\$151,768.30	\$749,636.46

Board approved reduction of \$250,000 to 2nd Qtr Dues - 4/3/26

**San Joaquin River Exchange
Contractors Water Authority**

2026 General Budget Comparison

GENERAL EXPENSES	2026 Budget	Actual Expenses YTD as of 5/31/26	Estimated to Complete for 2026	Percentage of 2026 Budget	
AUDIT	11,000	10,500	500	100%	
AUTO FUEL	5,200	1,452	3,748	100%	
AUTO MAINT & REPAIR	2,000	818	1,182	100%	
AUTO MILES & MISC	1,000	510	490	100%	
BENEFITS, SALARIES & TAXES					
SALARIES	565,700	285,623	301,592	104%	
PENSION -1 (10%)	56,570	28,562	30,159	104%	
PENSION -2 (6.55%)	37,053	18,708	19,754	104%	
PAYROLL TAX (ETT,FUTA,SUI,MED)	8,089	5,630	3,402	112%	
BUILDING MAINT	8,300	3,950	4,350	100%	
CAPITAL EXPENSE	10,000	0	10,000	100%	
CONFERENCES	6,500	2,334	4,166	100%	
DUES & SUBSCRIPT					
NEWS & PERIODIC	400	52	200	63%	
ACWA	4,500	4,285	0	95%	
BOOKS, ETC.	420	416	0	99%	
OTHER ORG'S	2,100	1,000	1,100	100%	
EQ MAINT & RENT					
MNT CONTRACT (COPIER)	11,000	2,396	5,500	72%	
COMPUTER MAINTENANCE	5,000	1,925	3,075	100%	
INSURANCE					
GEN LIAB	10/1/26	20,141	0	20,141	100%
PROPERTY	4/1/26	1,008	1,166	0	116%
WORK COMP	QTRLY	3,490	1,245	2,245	100%
HEALTH & VISION	12/1/26 & 4/1/26	66,238	37,951	28,287	100%
DENTAL	12/1/26	2,100	1,334	766	100%
LIFE	4/1/26	1,850	540	750	70%

**San Joaquin River Exchange
Contractors Water Authority**

2026 General Budget Comparison

GENERAL EXPENSES CONT.	2026 Budget	Actual Expenses YTD as of 5/31/26	Estimated to Complete for 2026	Percentage of 2026 Budget
OFFICE SUPPLIES	7,500	2,259	5,241	100%
OUTSIDE SERVICES				
PENSION PLAN ADMIN. FEES	1,250	625	625	100%
PENSION PLAN ANNUAL FEE	525	0	525	100%
OTHER OUTSIDE SERVICES	500	0	500	100%
POSTAGE	3,200	1,227	1,973	100%
PRINT & REPRO	6,500	0	6,500	100%
PUB RELATIONS	55,000	12,944	42,056	100%
RENT (OFFICE/STORAGE UNIT)	27,500	11,299	16,201	100%
TELEPHONE				
OFFICE	3,500	1,313	2,187	100%
CELLULAR	3,400	1,327	2,073	100%
TRAVEL				
AIR FARE	7,000	917	6,083	100%
LODGE/MEALS	20,000	3,193	16,807	100%
UTILITIES	6,000	1,955	4,045	100%
MISCELLANEOUS	100	0	100	100%
GENERAL SUBTOTAL	971,634	447,455	546,324	102%

**San Joaquin River Exchange
Contractors Water Authority**

2026 General Budget Comparison

WATERMASTER - EXPENSES	2026 Budget	Actual Expenses YTD as of 5/31/26	Estimated to Complete for 2026	Percentage of 2026 Budget
AUTO FUEL	3,000	744	2,256	100%
AUTO MAINT & REPAIR	1,500	102	1,398	100%
AUTO MILES & MISC	120	66	54	100%
BENEFITS, SALARIES & TAXES				
SALARY	118,313	50,591	67,722	100%
RETIREMENT				
PENSION -1 (10%)	11,831	5,059	6,772	100%
PENSION -2 (6.55%)	7,749	3,314	4,436	100%
PAYROLL TAX (ETT,FUTA,SUI,MED)	2,148	1,118	1,030	100%
CAPITAL EXPENSE	1,000	0	1,000	100%
CONFERENCES	550	445	105	100%
DUES & SUBSCRIPTIONS				
DWR SNOW SURVEY REPORT	1,500	0	1,500	100%
INSURANCE				
GEN LIAB 10/1/26	6,714	0	6,714	100%
PROPERTY 4/1/26	350	389	0	111%
WORK COMP QTRLY	5,356	1,395	3,961	100%
HEALTH & VISION 12/1/26 & 4/1/26	28,108	15,780	12,329	100%
DENTAL 12/1/26	1,100	578	522	100%
LIFE 4/1/26	650	258	392	100%
OUTSIDE SERVICES				
WATER QUALITY LAB FEES	6,200	990	5,210	100%
OTHER OUTSIDE SERVICES	6,500	32	6,500	100%
TELEPHONE				
OFFICE	1,800	438	1,362	100%
CELLULAR	900	376	524	100%
TRAVEL				
LODGE \ MEALS	2,500	324	2,176	100%
MISCELLANEOUS	50	0	50	100%
WATERMASTER SUBTOTAL	207,939	81,997	126,012	100%

**San Joaquin River Exchange
Contractors Water Authority**

2026 General Budget Comparison

BAY DELTA ISSUES - EXPENSES	2026 Budget	Actual Expenses YTD as of 5/31/26	Estimated to Complete for 2026	Percentage of 2026 Budget
CONSULTANTS				
COA/State Board Issues (Steiner)	5,000	0	5,000	100%
Special Projects (Cory)	6,000	1,810	4,190	100%
LEGAL	20,000	9,031	10,969	100%
BAY DELTA SUBTOTAL	31,000	10,841	20,159	100%

WATER OPERATIONS - EXPENSES	2026 Budget	Actual Expenses YTD as of 5/31/26	Estimated to Complete for 2026	Percentage of 2026 Budget
CONSULTANTS	90,000	27,875	62,125	100%
LEGAL	10,500	334	10,166	100%
	100,500	28,209	72,291	100%

PUMPING ISSUES - EXPENSES	2026 Budget	Actual Expenses YTD as of 5/31/26	Estimated to Complete for 2026	Percentage of 2026 Budget
MENDOTA POOL AGREEMENT				
Consultant	3,500	2,540	960	100%
Legal	2,500	0	2,500	100%
PUMPING SUBTOTAL	6,000	2,540	3,460	100%

COMMUNICATIONS - EXPENSES	2026 Budget	Actual Expenses YTD as of 5/31/26	Estimated to Complete for 2026	Percentage of 2026 Budget
CONSULTANTS				
Website Update/Maintenance	2,200	0	2,200	100%
Public Relations	180,000	60,000	120,000	100%
COMMUNICATIONS SUBTOTAL	182,200	60,000	122,200	100%

**San Joaquin River Exchange
Contractors Water Authority**

2026 General Budget Comparison

GENERAL CONSULTANTS - EXPENSES	2026 Budget	Actual Expenses YTD as of 5/31/26	Estimated to Complete for 2026	Percentage of 2026 Budget
LOBBYIST				
Federal	270,000	115,019	154,981	100%
State	90,000	37,500	52,500	100%
GENERAL CONSULTANTS SUBTOTAL	360,000	152,519	207,481	100%

SJ RIVER SETTLEMENT - EXPENSES	2026 Budget	Actual Expenses YTD as of 5/31/26	Estimated to Complete for 2026	Percentage of 2026 Budget
CONSULTANT	25,000	0	25,000	100%
LEGAL	75,000	223	74,778	100%
SJ RIVER SETTLEMENT SUBTOTAL	100,000	223	99,778	100%

GENERAL LEGAL - EXPENSES	2026 Budget	Actual Expenses YTD as of 5/31/26	Estimated to Complete for 2026	Percentage of 2026 Budget
GENERAL	60,000	22,045	37,955	100%
GENERAL LEGAL SUBTOTAL	60,000	22,045	37,955	100%

TOTAL EXPENSES	2,019,273	805,828	1,235,661	101%
-----------------------	------------------	----------------	------------------	-------------

Project Breakdown

5/31/2026

MENDOTA POOL PUMPING ISSUES/COST SHARE MONITORING					
Mo./Yr. of Inception	Mo./Yr. of Last Payment	Name	Expense	Annual Reimb. by MPG	Diff. Between Income/Exp.
3/99	7/25	KENNETH D. SCHMIDT & ASSOC.	\$ 203,925		
3/99	1/16	CCID	\$ 39,461		
7/99	1/00	JM LORD, INC.	\$ 15,581		
7/99	1/01	FGL ENVIR.	\$ 7,878		
7/99	12/99	MENDOTA POOL GROUP (L&S)	\$ 9,561		
3/99	7/22	MINASIAN LAW FIRM	\$ 80,787		
6/01	2/26	MENDOTA POOL GROUP		\$ 520,000	
TOTAL			\$ 357,192	\$ 520,000	\$ 162,808

SAN JOAQUIN RIVER SETTLEMENT ISSUES					
Mo./Yr.	Mo./Yr.	Name	Expense		
7/06	11/15	CH2M HILL	\$ 239,409		\$ 239,409
1/06	12/25	DUANE MORRIS LLP	\$ 2,152,143		\$ 2,152,143
8/05	6/19	SCHRAMM, WMS & ASSOC.	\$ 278,526		\$ 278,526
8/09	9/24	MINASIAN LAW FIRM	\$ 137,823		\$ 137,823
5/10	2/11	DAN STEINER	\$ 5,018		\$ 5,018
10/10	1/11	ITRC	\$ 42,576		\$ 42,576
11/10	11/10	KENNETH D. SCHMIDT & ASSOC.	\$ 538		\$ 538
5/15	12/17	FISHBIO	\$ 42,672		\$ 42,672
TOTAL			\$ 2,898,705		\$ 2,898,705

DRAINAGE ISSUES				
Mo./Yr. of Inception	Mo./Yr. of Last Payment	Name	Expense	
1/02	5/16	MINANSIAN LAW FIRM	\$ 847,974	
1/02	5/26	DAVID CORY	\$ 717,696	
1/02	10/11	HYDROFOCUS	\$ 86,297	
6/03	8/07	DAN STEINER	\$ 18,150	
1/02	3/05	CAL POLY	\$ 45,858	
8/04	12/04	DAVIDS ENGINEERING	\$ 12,800	
5/05	5/05	MASON, ROBBINS, ET AL LAW FIRM	\$ 13,894	
7/10	11/11	KENNETH SCHMIDT & ASSOC.	\$ 12,283	
TOTAL			\$ 1,754,951	

BAY DELTA ISSUES				
Mo./Yr. of Inception	Mo./Yr. of Last Payment	Name	Expense	
7/09	10/10	ITRC	\$ 161,000	
9/10	2/11	KENNETH SCHMIDT & ASSOC.	\$ 45,337	
7/11	12/25	DAN STEINER	\$ 111,716	
10/13	10/13	CH2M HILL	\$ 1,379	
12/13	8/14	FWA (BDCP MODELING EFFORT)	\$ 26,857	
5/19	5/19	STATE WATER CONTRACTORS	\$ 15,000	
TOTAL			\$ 361,289	

SUBSIDENCE ISSUES					
Mo./Yr. of Inception	Mo./Yr. of Last Payment	Name	Expense	Reimb. By Others	Total Costs Incurred
8/12	10/16	KENNETH SCHMIDT & ASSOC.	\$ 85,756		\$ 85,756
8/12	5/15	PROVOST & PRITCHARD	\$ 205,614		\$ 205,614
4/13	2/15	MINASIAN LAW FIRM	\$ 7,027		\$ 7,027
8/12	2/16	RED TOP AREA WATER PROJECTS		\$ (49,536)	\$ (49,536)
9/12	10/12	COUNTY OF MADERA		\$ (10,000)	\$ (10,000)
11/12	12/12	COUNTY OF MERCED		\$ (15,000)	\$ (15,000)
TOTAL			\$ 298,397	\$ (74,536)	\$ 223,861

San Joaquin River Exchange
Contractors Water Authority

2026 Water Transfer
Budget Comparison

BUDGET SUMMARY

PERIOD ENDING: 5/31/26

REVENUES FOR:

ADMINISTRATION
CONSULTANTS
LEGAL
VOLUNTARY SETTLEMENT AGR. (VSA)

	2026 Budget	Actual YTD as of 5/31/26	Estimated to Complete for 2026	Percentage of 2026 Budget	Percentage of Budget as of 5/31/26
ADMINISTRATION	46,425	23,213	23,213	100%	50%
CONSULTANTS	6,000	3,000	3,000	100%	50%
LEGAL	40,000	20,000	20,000	100%	50%
VOLUNTARY SETTLEMENT AGR. (VSA)	840,000	0	0	0%	0%
TOTAL REVENUE	932,425	46,213	46,213	100%	50%

EXPENSES FOR:

ADMINISTRATION
CONSULTANTS
LEGAL
VOLUNTARY SETTLEMENT AGR. (VSA)

ADMINISTRATION	46,425	31,477	14,948	100%	68%
CONSULTANTS	6,000	0	6,000	100%	0%
LEGAL	40,000	3,293	36,707	100%	8%
VOLUNTARY SETTLEMENT AGR. (VSA)	840,000	0	840,000	100%	0%
TOTAL EXPENSES	932,425	34,770	57,655	100%	38%

BALANCE (Excludes VSA Revenue & Expenses)

	0	11,442
--	---	--------

BUDGET DETAILED

REVENUES FOR:

ADMINISTRATION
CONSULTANTS
LEGAL
VOLUNTARY SETTLEMENT AGR. (VSA)

	2026 Budget	Actual Revenues YTD as of 5/31/26	Estimated to Complete for 2026	Percentage of 2026 Budget
ADMINISTRATION	46,425	23,213	23,213	100%
CONSULTANTS	6,000	3,000	3,000	100%
LEGAL	40,000	20,000	20,000	100%
VOLUNTARY SETTLEMENT AGR. (VSA)	840,000	0	0	0%
TOTAL REVENUE	932,425	46,213	46,213	100%

BUDGET REVENUE CONTRIBUTIONS BY ENTITY YTD AS OF:

5/31/26

REVENUES FOR:

ADMINISTRATION
CONSULTANTS
LEGAL

	2026 Budget	52.50% C.C.I.D.	7.02% C.C.C	12.50% F.C.W.D.	27.98% S.L.C.C.	100% TOTAL
ADMINISTRATION	\$46,425.32	\$12,186.64	\$1,629.64	\$2,901.58	\$6,494.90	\$23,212.66
CONSULTANTS	\$6,000.00	\$1,575.00	\$210.60	\$375.00	\$839.40	\$3,000.00
LEGAL	\$40,000.00	\$10,500.00	\$1,404.00	\$2,600.00	\$5,696.00	\$20,000.00
TOTAL REVENUE	\$92,425.32	\$24,261.64	\$3,244.14	\$5,776.58	\$12,930.30	\$46,212.66

VSA

		63.38%	7.02%	10.12%	19.48%	100.00%
	\$840,000	\$0.00	\$0.00	\$0.00	\$0.00	\$0.00

**San Joaquin River Exchange
Contractors Water Authority**

**2026 Water Transfer
Budget Comparison**

ADMINISTRATION EXPENSES	2026 Budget	Actual Expenses YTD as of 5/31/26	Estimated to Complete for 2026	Percentage of 2026 Budget
BENEFITS				
SALARIES	35,869	26,676	9,193	100%
PENSION - 1 (10%)	3,587	2,668	919	100%
PENSION - 2 (6.55%)	2,349	1,747	602	100%
PAYROLL TAX (ETT, FUTA, SUI, MED)	1,620	387	1,233	100%
APPLICATION FEES	3,000	0	3,000	100%
ADMINISTRATION SUBTOTAL	46,425	31,477	14,948	100%

CONSULTANT EXPENSES	2026 Budget	Actual Expenses YTD as of 5/31/26	Estimated to Complete for 2026	Percentage of 2026 Budget
CONSULTANTS				
DAN STEINER	6,000	0	6,000	100%
VOLUNTARY SETTLEMENT AGREEMENT	840,000	0	840,000	100%
CONSULTANTS SUBTOTAL	846,000	0	846,000	100%

LEGAL EXPENSES	2026 Budget	Actual Expenses YTD as of 5/31/26	Estimated to Complete for 2026	Percentage of 2026 Budget
LEGAL	40,000	3,293	36,707	100%
LEGAL SUBTOTAL	40,000	3,293	36,707	100%

TOTAL EXPENSES*	92,425	34,770	57,655	100%
------------------------	---------------	---------------	---------------	-------------

Project Breakdown

5/31/2026

WATER TRANSFER ISSUES			
Mo./Yr. of Inception	Mo./Yr. of Last Payment	Name	Expense
1/04	1/04	WATER TRANSFER ANALYSIS (CCID)	\$ 8,021
12/98	7/18	US BUREAU OF RECLAMATION	\$ 104,129
12/98	2/00	GRANT DAVIDS	\$ 11,652
12/02	3/26	MINASIAN LAW FIRM	\$ 2,039,629
6/99	7/19	DAN STEINER	\$ 348,647
12/99	8/05	URS GREINDER WOODWARD CLYDE	\$ 439,600
8/06	5/25	DUANE MORRIS, LLP	\$ 123,026
10/09	5/13	CARDNO ENTRIX	\$ 444,389
12/10	1/11	CAL POLY, ITRC	\$ 4,291
9/11	11/11	KENNETH SCHMIDT	\$ 9,929
2/18	9/18	SUSAN HOOTKINS	\$ 7,350
TOTAL			\$ 3,540,663

San Joaquin River Exchange
Contractors Water Authority

WRP - GENERAL MEMBERSHIP

2026 Water Resources Plan
Budget Comparison

BUDGET SUMMARY					
PERIOD ENDING:	5/31/26				
REVENUES FOR:	2026 Budget	Actual YTD as of 5/31/26	Estimated to Complete for 2026	Percentage of 2026 Budget	Percentage of Budget as of 5/31/26
ADMINISTRATION	14,503	7,252	7,252	100%	50%
CONSULTANTS*	2,500	1,250	1,250	100%	50%
LEGAL	0	0	0	0%	
TOTAL REVENUE	17,003	8,502	8,502	100%	50%
EXPENSES FOR:	2026 Budget	Actual YTD as of 5/31/26	Estimated to Complete for 2026	Percentage of 2026 Budget	Percentage of Budget as of 5/31/26
ADMINISTRATION	14,503	6,261	8,277	100%	43%
CONSULTANTS	69,164	0	69,164	100%	0%
LEGAL	10,000	0	10,000	100%	0%
TOTAL EXPENSES	93,667	6,261	87,441	100%	7%
BALANCE	-76,664	2,241			

*Revenue does not reflect cash carryover

BUDGET DETAILED				
REVENUES FOR:	2026 Budget	Actual Revenues YTD as of 5/31/26	Estimated to Complete for 2026	Percentage of 2026 Budget
ADMINISTRATION	14,503	7,252	7,252	100%
CONSULTANTS	2,500	1,250	1,250	100%
LEGAL	0	0	0	
TOTAL REVENUE	17,003	8,502	8,502	100%

BUDGET REVENUE CONTRIBUTIONS BY ENTITY YTD AS OF:						
						5/31/26
REVENUES FOR:	2026 Budget	63.38% C.C.I.D.	7.02% C.C.C	10.12% F.C.W.D	19.48% S.L.C.C.	100% TOTAL
ADMINISTRATION	\$14,503.10	\$4,596.02	\$509.06	\$733.84	\$1,412.60	\$7,251.52
CONSULTANTS	\$2,500.00	\$792.24	\$87.76	\$126.50	\$243.50	\$1,250.00
LEGAL	\$0.00	\$0.00	\$0.00	\$0.00	\$0.00	\$0.00
TOTAL REVENUE	\$17,003.10	\$5,388.26	\$596.82	\$860.34	\$1,656.10	\$8,501.52

ADMINISTRATION EXPENSES	2026 Budget	Actual Expenses YTD as of 5/31/26	Estimated to Complete for 2026	Percentage of 2026 Budget
BENEFITS				
SALARIES	10,586	4,415	6,181	100%
PENSION - 1 (10%)	1,057	442	618	100%
PENSION - 2 (6.55%)	692	289	405	100%
PAYROLL TAX (ETT, FUTA, SUI, MED)	183	76	107	100%
INSURANCE				
WORK COMP	70	18	52	100%
HEALTH & VISION	1,841	982	860	100%
DENTAL	55	23	32	100%
LIFE	40	17	23	100%
ADMINISTRATION SUBTOTAL	14,503	6,261	8,277	100%

CONSULTANT EXPENSES	2026 Budget	Actual Expenses YTD as of 5/31/26	Estimated to Complete for 2026	Percentage of 2026 Budget
SURFACE STORAGE	2,500	0	2,500	100%
MILLIKEN MUSEUM/WATER AGENCY OFFICE	66,664	0	66,664	100%
CONSULTANT SUBTOTAL	69,164	0	69,164	100%

LEGAL EXPENSES	2026 Budget	Actual Expenses YTD as of 5/31/26	Estimated to Complete for 2026	Percentage of 2026 Budget
LEGAL	10,000	0	10,000	100%
LEGAL SUBTOTAL	10,000	0	10,000	100%

TOTAL EXPENSES	93,667	6,261	87,442	100%
-----------------------	---------------	--------------	---------------	-------------

San Joaquin River Exchange
Contractors Water Authority

PARTICIPATION AGREEMENT

2026 Water Resources Plan
Budget Comparison

BUDGET SUMMARY					
PERIOD ENDING:	5/31/26				
REVENUES FOR:	2026 Budget	Actual YTD as of 5/31/26	Estimated to Complete for 2026	Percentage of 2026 Budget	Percentage of Budget as of 5/31/26
ADMINISTRATION	130,515	65,258	65,258	100%	50%
CONSULTANTS*	452,186	226,093	226,093	100%	50%
LEGAL	75,000	37,500	37,500	100%	50%
TOTAL REVENUE	657,701	328,851	328,851	100%	50%
EXPENSES FOR:	2026 Budget	Actual YTD as of 5/31/26	Estimated to Complete for 2026	Percentage of 2026 Budget	Percentage of Budget as of 5/31/26
ADMINISTRATION	130,515	56,351	74,487	100%	43%
CONSULTANTS	1,950,000	609,888	1,506,912	109%	31%
LEGAL	75,000	49,006	25,994	100%	65%
TOTAL EXPENSES	2,155,515	715,245	1,607,393	108%	33%
BALANCE	-1,497,814	-386,395			

*Revenue does not reflect cash carryover and grant funds to be received.

BUDGET DETAILED				
REVENUES FOR:	2026 Budget	Actual Revenues YTD as of 5/31/26	Estimated to Complete for 2026	Percentage of 2026 Budget
ADMINISTRATION	130,515	65,258	65,258	100%
CONSULTANTS	452,186	226,093	226,093	100%
LEGAL	75,000	37,500	37,500	100%
TOTAL REVENUE	657,701	328,851	328,851	100%

BUDGET REVENUE CONTRIBUTIONS BY ENTITY YTD AS OF:						5/31/26
REVENUES FOR:	2026 Budget	78.71% C.C.I.D.	8.72% C.C.C	12.57% F.C.W.D.	0.00% S.L.C.C.	100% TOTAL
ADMINISTRATION	\$130,515.43	\$51,364.34	\$5,690.48	\$8,202.88	\$0.00	\$65,257.70
CONSULTANTS	\$452,186.00	\$177,957.80	\$19,715.31	\$28,419.88	\$0.00	\$226,092.99
LEGAL	\$75,000.00	\$29,516.26	\$3,270.00	\$4,713.76	\$0.00	\$37,500.01
TOTAL REVENUE	\$657,701.43	\$258,838.40	\$28,675.79	\$41,336.51	\$0.00	\$328,850.70

San Joaquin River Exchange
Contractors Water Authority

PARTICIPATION AGREEMENT

2026 Water Resources Plan
Budget Comparison

ADMINISTRATION EXPENSES	2026 Budget	Actual Expenses YTD as of 5/31/26	Estimated to Complete for 2026	Percentage of 2026 Budget
BENEFITS				
SALARIES	95,090	39,736	55,631	100%
PENSION - 1 (10%)	9,509	3,974	5,563	100%
PENSION - 2 (6.55%)	6,228	2,603	3,644	100%
PAYROLL TAX (ETT, FUTA, SUI, MED)	1,643	689	954	100%
INSURANCE				
WORK COMP	624	160	464	100%
HEALTH & VISION	16,570	8,835	7,735	100%
DENTAL	490	204	286	100%
LIFE	360	150	210	100%
ADMINISTRATION SUBTOTAL	130,515	56,351	74,487	100%

CONSULTANT EXPENSES	2026 Budget	Actual Expenses YTD as of 5/31/26	Estimated to Complete for 2026	Percentage of 2026 Budget
LOS BANOS CREEK*				
PROJECT 2 (LB CREEK DETENTION DAM)	1,500,000	443,088	1,056,912	100%
GOLDEN MUSSELL MITIGATION	450,000	0	450,000	100%
DEL PUERTO CANYON RESERVOIR**				
PROJECT DESIGN	(TBD)	166,800		
CONSULTANT SUBTOTAL	1,950,000	609,888	1,506,912	109%

*LBC 2025 Carryover - \$866,450.61

**DPCR 2025 Carryover - \$861,215.99

LEGAL EXPENSES	2026 Budget	Actual Expenses YTD as of 5/31/26	Estimated to Complete for 2026	Percentage of 2026 Budget
LEGAL	75,000	49,006	25,994	100%
LEGAL SUBTOTAL	75,000	49,006	25,994	100%

TOTAL EXPENSES	2,155,515	715,245	1,607,393	108%
-----------------------	------------------	----------------	------------------	-------------

Project Breakdown

5/31/2026

WATER RESOURCES PLAN THRU 2012			
LOS BANOS CREEK			
Mo./Yr. of Inception	Mo./Yr. of Last Payment	Name	Expense
5/12	1/13	PROVOST & PRITCHARD	\$ 171,278
5/12	10/12	KENNETH SCHMIDT & ASSOC.	\$ 8,869
5/12	7/12	MINASIAN LAW FIRM	\$ 328
5/12	7/12	CCID	\$ 445
7/12	8/12	DAN STEINER	\$ 579
12/12	1/13	U.S. BUREAU OF RECLAMATION	\$ 14,100
TOTAL			\$ 195,599
COLUMBIA CANAL COMPANY PROJECT			
5/12	1/13	PROVOST & PRITCHARD	\$ 107,655
5/12	1/13	KENNETH SCHMIDT & ASSOC.	\$ 20,256
5/12	7/12	MINASIAN LAW FIRM	\$ 499
5/12	7/12	CCID	\$ 677
7/12	8/12	DAN STEINER	\$ 878
TOTAL			\$ 129,964

WATER RESOURCES PLAN - BEGINNING 2013			
LOS BANOS CREEK			
Mo./Yr. of Inception	Mo./Yr. of Last Payment	Name	Expense*
5/12	11/19	PROVOST & PRITCHARD	\$ 462,575
6/13	10/13	CARDNO ENTRIX	\$ 8,496
5/12	5/17	KENNETH SCHMIDT & ASSOC.	\$ 5,147
5/12	9/25	MINASIAN LAW FIRM	\$ 58,441
5/12	6/30	CCID	\$ 370,468
12/12	6/20	U.S. BUREAU OF RECLAMATION	\$ 55,633
8/19	4/20	DAN STEINER	\$ 9,649
12/19	5/26	SLWD	\$ 804,783
TOTAL			\$ 1,775,192

*Grant Reimbursement - EC Share - \$672,206.43; \$174,732.41 (11/2023); \$36,807.09 (8/2024)

COLUMBIA CANAL COMPANY PROJECT			
5/12	3/17	PROVOST & PRITCHARD	\$ 31,702
5/12	1/17	KENNETH SCHMIDT & ASSOC.	\$ 11,766
3/13	4/13	RESOURCE CONSERV. SOLUTIONS	\$ 6,000
5/12	4/13	MINASIAN LAW FIRM	\$ 4,940
TOTAL			\$ 54,408

CCC WRMP - FARMERS WATER DISTRICT (50/50)			
Mo./Yr. of Inception	Mo./Yr. of Last Payment	Name	EC's Share
4/17	7/18	CCID	\$ 6,775
8/16	10/18	PROVOST & PRITCHARD	\$ 16,585
1/17	2/17	TECHNICON	\$ 3,946
3/17	2/18	KENNETH D. SCHMIDT ASSOC.	\$ 2,815
TOTAL			\$ 30,122

CCC WRMP - B&B FARMS SITE PROJECT			
1/17	2/17	TECHNICON	\$ 3,700
5/17	9/18	PROVOST & PRITCHARD	\$ 11,733
4/17	9/18	CCID	\$ 15,478
4/17	2/18	KENNETH D. SCHMIDT ASSOC.	\$ 2,303
TOTAL			\$ 33,214

PROJECT DEVELOPMENT ADMINISTRATION			
Project Number	Mo./Yr. of Last Payment	Contract Fee	Invoiced to Date
3495-13-B1*	7/14	\$ 55,000.00	\$ 76,207.90
3495-13-B2	10/13	\$ 45,000.00	\$ 44,998.56
3495-13-B3	6/13	\$ 15,000.00	\$ 392.50
3495-13-B4	1/14	\$ 25,000.00	\$ 24,258.21
3495-13-B5	12/13	\$ 25,000.00	\$ 25,987.50
TOTAL		\$ 165,000.00	\$ 171,844.67

*Amendment to Contract

LOS BANOS CREEK - PROJECT 3 (50/50 - EC/SLWD)			
Mo./Yr. of Inception	Mo./Yr. of Last Payment	Name	EC's * Share
8/13	2/14	PROVOST & PRITCHARD	\$ 6,334
TOTAL			\$ 6,334

*P&P Contract Total Amount - \$30,000 (EC Share - \$15,000)

ORESTIMBA CREEK PROJECT (50/50 - EC/DEL PUERTO)			
Mo./Yr. of Inception	Mo./Yr. of Last Payment	Name	EC's Share
3/14	1/19	PROVOST & PRITCHARD	\$ 163,368
3/14	3/21	CCID	\$ 423,854
4/15	5/15	TECHNICON	\$ 3,095
8/15	9/20	KENNETH D. SCHMIDT ASSOC.	\$ 8,723
9/17	2/20	DEL PUERTO WD	\$ 10,840
TOTAL			\$ 609,880

MENDOTA POOL CONVEYANCE INVESTIGATION			
Mo./Yr. of Inception	Mo./Yr. of Last Payment	Name	EC's Share
9/17	11/17	CCID	\$ 16,358
TOTAL			\$ 16,358

**SAN JOAQUIN RIVER EXCHANGE
CONTRACTORS WATER AUTHORITY**

**2026 SAN JOAQUIN VALLEY DRAINAGE
AUTHORITY BUDGET COMPARISON**

BUDGET SUMMARY				
PERIOD ENDING:	5/31/26			
REVENUES FOR:	2026 Budget	Actual YTD as of 5/31/26	Estimated to Complete for 2026	Percentage of 2026 Budget
Fund 900 (General Membership)	58,169	29,085	29,085	100%
Fund 901 (Irrigated Lands Reg Program)	1,491,322	745,661	745,661	100%
TOTAL REVENUE	1,549,491	774,746	774,746	100%
EXPENSES FOR:				
Fund 900 (General Membership)	58,169	29,085	29,085	100%
Fund 901 (Irrigated Lands Reg Program)	1,491,322	745,661	745,661	100%
TOTAL EXPENSES	1,549,491	774,746	774,746	100%
BALANCE	0	0		

BUDGET REVENUE CONTRIBUTIONS BY ENTITY YTD AS OF:						
						5/31/26
REVENUES FOR:	2026 Budget	63.38% C.C.I.D.	7.02% C.C.C	10.12% F.C.W.D.	19.48% S.L.C.C.	100% TOTAL
Fund 900 (GM)	\$58,169	\$18,433.76	\$2,041.73	\$2,943.35	\$5,665.66	\$29,085
Fund 901 (ILRP)	\$1,491,322	\$527,331.46	\$57,043.06	\$0.00	\$161,286.48	\$745,661
TOTAL REVENUE	\$1,549,491	\$545,765.22	\$59,084.79	\$2,943.35	\$166,952.14	\$774,746

EXPENSES	2026 Budget	Actual Expenses YTD as of 5/31/26	Estimated to Complete for 2026	Percentage of 2026 Budget
Fund 900 (General Membership)	58,169	29,085	29,085	100%
Fund 901 (Irrigated Lands Reg. Program)	1,491,322	745,661	745,661	100%
TOTAL EXPENSES	1,549,491	774,746	774,746	100%

**SAN JOAQUIN RIVER EXCHANGE CONTRACTORS WATER AUTHORITY
CASH ACTIVITY REPORT
Period Ending: May 31, 2026**

	Westamencia Checking	LAIF (3.81% day; 3.81% 01/07)	Mechanic's Bank Money Market Acct (3.61%)	Mechanic's Bank Community Fund MM Acct (3.61%)	Westamencia Money Market Account (2.63%)		Petty Cash	Total Cash
					General	MPG^		
CASH BALANCE: April 30, 2026	\$2,122,073.82	\$958,855.36	\$693,090.26	\$1,104,917.18	\$77,493.50	\$2,793.71	\$100.00	\$3,340,134.98
Increases:								
SLCC, Re: '26 General Budget - 2nd Qtr Dues	51,534.15							51,534.15
FCWD, Re: '26 General Budget - 2nd Qtr Dues	33,016.95							33,016.95
SLCC, Reimb. Legal Fees	222.50							222.50
CCID, Reimb. Legal Fees	222.50							222.50
CCID, Re: Mendota Pool Fish Screen/Control Structure April '26	3,185.04							3,185.04
Mechanic's Bank, April '26 Interest		2,022.30		3,225.67				2,022.30
Mechanic's Bank, April '26 Interest					55.81	0.80		3,225.67
Westamencia, April '26 Interest								1,399.28
Transfer from Money Market to Checking: 5/1/26	212,200.00							212,200.00
Transfer from Checking to Money Market: 5/5/26								51,000.00
Transfer from Money Market to Checking: 5/8/26	53,000.00							53,000.00
Transfer from Money Market to Checking: 5/12/26	12,000.00							12,000.00
Transfer from Money Market to Checking: 5/15/26	54,000.00							54,000.00
TOTAL INCREASES	\$419,381.14	\$0.00	\$2,022.30	\$3,225.67	\$55.81	\$0.80	\$0.00	\$477,028.39
Decreases:								
Check Disbursements	234,461.98							234,461.98
Transfer from Money Market to Checking: 5/1/26								212,200.00
Transfer from Checking to Money Market: 5/5/26	51,000.00							51,000.00
Transfer from Money Market to Checking: 5/8/26								53,000.00
Transfer from Money Market to Checking: 5/12/26								12,000.00
Transfer from Money Market to Checking: 5/15/26								54,000.00
TOTAL DECREASES	\$285,461.98	\$0.00	\$0.00	\$0.00	\$0.00	\$0.00	\$0.00	\$616,661.98
CASH BALANCE: May 31, 2026	(\$78,154.66)	\$958,855.36	\$695,112.56	\$1,108,142.85	\$489,615.96	\$27,549.31	\$100.00	\$3,200,501.39

Accounts Receivable:	0-30	31-60	61-90	>90	TOTAL
CCID	\$ 3,745.42				\$ 3,745.42
Del Puerto WD	\$ 375.00				\$ 375.00
SLCC	\$ 2,855.42				\$ 2,855.42
TOTAL	\$ 6,975.84	\$ -	\$ -	\$ -	\$ 6,975.84

** Total General Budget Reserve set by Board of Directors to a minimum of \$150,000 on October 3, 2003

Accounts Receivables:	\$ 6,975.84
Community Infrastructure Restricted Funds^	(1,108,142.85)
MPG Restricted Funds^	(27,549.31)
Milliken Museum Restricted Funds^	(280.01)
Subtotal	\$ 2,071,505.06
WRP Balance*	(1,481,420.32)
Subtotal	\$ 590,084.74
2026 Outstanding General Budget Membership Dues	999,636.43
Subtotal	\$ 1,589,721.17
Current Estimated Expenses for General Budget	(1,235,661.00)
**	\$ 354,060.17

**MINUTES OF THE SAN JOAQUIN RIVER EXCHANGE CONTRACTORS
WATER AUTHORITY FINANCE COMMITTEE MEETING
HELD MONDAY, APRIL 27, 2026**

The Finance Committee of the *San Joaquin River Exchange Contractors Water Authority (SJRECWA)* met in Regular Session on Monday, April 27, 2026 in the Board Room of the *San Joaquin River Exchange Contractors Water Authority*, 541 "H" Street, City of Los Banos, County of Merced, State of California.

The following persons were present:

FINANCE COMMITTEE REPRESENTATIVES: Chris White, Chris Cardella (via teleconference), John Wiersma (via teleconference), Jeff Bryant (via teleconference), Mike Gardner (via teleconference)

OTHERS: Joann White, SJRECWA Director of Finance & Administration, Steve Chedester, SJRECWA Director of Policy & Programs, and Marisol Bonilla, Administrative Assistant

CALL TO ORDER

Chris White called the meeting to order at 8:31 a.m. and reported there were no changes to the agenda.

PUBLIC PARTICIPATION

There was no public participation.

**APPROVAL OF MINUTES OF THE MARCH 30, 2026
FINANCE COMMITTEE MEETING**

The unapproved minutes of the March 30, 2026 Finance Committee meeting were presented. A motion was made by John Wiersma and seconded by Chris Cardella to approve the minutes as presented. The motion was unanimously carried.

APRIL 2026 GENERAL BUDGET COMPARISON

The April 2026 General Budget Comparison was presented with a review of the revenue and expenses to date.

APRIL 2026 WATER TRANSFER BUDGET COMPARISON

The Water Transfer Budget Comparison for April 2026 was presented.

APRIL 2026 WATER RESOURCES PLAN (GENERAL) BUDGET COMPARISON

The General Budget Comparison for the Water Resources Plan was presented and reviewed.

**APRIL 2026 WATER RESOURCES PLAN
(PARTICIPATION AGREEMENT) BUDGET COMPARISON**

The April report on the Water Resources Plan Budget Comparison under the Participation Agreement was presented with a review of both revenue and expenses to date.

**APRIL 2026 SAN JOAQUIN VALLEY DRAINAGE AUTHORITY
BUDGET COMPARISON**

The San Joaquin Valley Drainage Authority Budget Comparison was presented. It was reported that the first installment payment had been made and reimbursements from all member entities had been received.

APRIL 2026 CASH ACTIVITY REPORT AND EXPENDITURE LIST

Upon review of the April Expenditure List and Cash Activity Report, a motion was made by Chris Cardella and seconded by John Wiersma to recommend approval of the April 2026 financial report as presented. The motion was unanimously carried.

ANY OTHER BUSINESS

With no further business coming before the Committee, the meeting was adjourned at 8:37 a.m.

CHRIS CARDELLA

JOHN WIERSMA

JEFF BRYANT

MIKE GARDNER

CHRIS WHITE

Four Entities Water Report

To: Chris White and the Four Entities Board of Directors
From: Adam Hoffman, Water Resources Specialist
Date: Friday, June 5, 2026
Subject: Water Report for the Four Entities Board Meeting

General Information:

		San Joaquin River	
Mendota Pool	1,317 cfs	Friant Release	371 cfs
Delta Mendota Canal	447 cfs	Gravelly Ford	241 cfs
SJRECWA Total Demand	1,764 cfs	Chowchilla Bypass	0 cfs
		Into Mendota Pool	159 cfs
		Mendota Dam	459 cfs
		Sack Dam	145 cfs

<u>Current Reservoir Storages:</u>	<u>Last</u>		<u>Difference</u>	<u>Max</u>	<u>% of</u>	<u>% of</u>
	<u>Current</u>	<u>Reported</u>				
	<u>Storage</u>	<u>5/1</u>	<u>in Storage</u>	<u>Storage</u>	<u>Max</u>	<u>Avg.</u>
Shasta	3,925,962	4,135,030	-209,068	4,552,000	86%	103%
San Luis	1,498,055	1,741,076	-243,021	2,041,000	73%	108%
SL Federal	726,032	778,782	-52,750	965,655	75%	128%
SL SWP	772,023	962,294	-190,271	1,075,345	72%	94%
Millerton	498,822	460,989	37,833	520,500	96%	121%
Pine Flat	801,232	840,648	-39,416	1,000,000	80%	115%
Los Banos Creek D. Dam	8,902	9,070	-168	34,600	26%	44%

Upper San Joaquin Basin:

Edison	74,812	57,999	16,813	125,000	60%	139%
Florence	58,702	44,195	14,507	64,000	92%	120%
Huntington	86,842	85,340	1,502	89,000	98%	109%
Shaver	127,460	103,530	23,930	136,000	94%	128%
Mammoth	117,419	120,778	-3,359	120,000	98%	104%
Redinger	23,802	22,861	941	26,000	92%	100%
Bass Lake (Crane Valley Res.)	38,901	36,347	2,554	46,100	84%	102%
Total Upstream Storage:	527,938	471,050	56,888	606,100	87%	115%

Accumulated Full Natural Flow to Shasta Lake:

<u>2026</u>	<u>% of Avg.</u>	<u>2025</u>	<u>% of Avg.</u>	<u>104 Year</u>
				<u>Average</u>
4,161.3	90%	5,836.5	126%	4,621.8

Delta Operations:

Sacramento River at Freeport	14,742 cfs	Yolo Bypass and	
San Joaquin River at Vernalis	1,893 cfs	East Side Streams.	1,518 cfs
Total Delta Inflow	18,323 cfs		
Bill Jones Pumping Plant	2,900 cfs		
DMC-Calif. Aqueduct Intertie	0 cfs		
Harvey O Banks Pumping Plant	2,000 cfs		
Total Delta Exports	5,025 cfs		
Outflow Index (Out the Gate)	10,700 cfs		
% of Inflow Diverted	26%		
Controlling Factor(s)	Delta WQ		

Water Year Forecasting

DWR May. 1 Forecast

Shasta Lake Unimpaired Inflow [taf]

	Oct	Nov	Dec	Jan	Feb	Mar	Apr	May	Jun	Jul	Aug	Sep	WY	Apr-Jul	WY % avg
99%	215	348	830	983	568	480	409	200	155	136	131	131	4,585	900	83%
90%	215	348	830	983	568	480	409	225	165	141	138	138	4,640	940	84%
75%	215	348	830	983	568	480	409	250	180	156	148	148	4,715	995	85%
50%	215	348	830	983	568	480	409	300	205	176	160	156	4,830	1,090	87%
25%	215	348	830	983	568	480	409	420	278	218	199	197	5,145	1,325	93%
10%	215	348	830	983	568	480	409	480	315	246	230	226	5,330	1,450	96%
1996-2025 avg													5,548	1,703	

DWR May. 1 Forecast

San Joaquin River inflow to Millerton Lake Unimpaired Flow [taf]

	Oct	Nov	Dec	Jan	Feb	Mar	Apr	May	Jun	Jul	Aug	Sep	WY	Apr-Jul	WY % of
99%	33	59	76	169	123	308	215	210	89	20	9	3	1,315	534	74%
90%	33	59	76	169	123	308	215	230	105	25	11	5	1,360	575	77%
75%	33	59	76	169	123	308	215	242	121	30	12	6	1,395	608	79%
50%	33	59	76	169	123	308	215	265	140	40	14	7	1,450	660	82%
25%	33	59	76	169	123	308	215	318	202	50	21	10	1,585	785	89%
10%	33	59	76	169	123	308	215	386	234	65	27	14	1,710	900	97%
1996-2025 avg													1,772	1,210	

B-120 update 5/26/26

WATER BODY	WATER YEAR FORECAST SUMMARY AND MONTHLY DISTRIBUTION (IN THOUSANDS OF ACRE FEET)												WY YEAR TOTAL	90% PROBABILITY RANGE		WY % AVERAGE
	OCT	NOV	DEC	JAN	FEB	MAR	APR	MAY	JUN	JUL	AUG	SEP		90%	10%	
Inflow to Shasta	2376	348	830	983	568	480	409	300	224	187	166	160	4,870	4,763	5,035	88
San Joaquin Below Front	337	59	76	169	123	308	215	250	125	30	14	7	1,410	1,348	1,520	80

River Forecast Center 6/3/2026 NOAA-Updated Daily

Station: SHDC1 (SACRAMENTO - SHASTA)
Water Year Obs-To-Date: 4218.0 Avg: 5575.4

WY2026 Prob. level:	90	75	50	25	10
Fcst Residual:	690	696	701	712	724
Obs + Fcst:	4908	4914	4919	4930	4942
% of average:			88%		

Station: FRAC1 (SAN JOAQUIN - MILLERTON)
Water Year Obs-To-Date: 1239.9 Avg: 1837.2

WY2026 Prob. level:	90	75	50	25	10
Fcst Residual:	248	254	259	270	277
Obs + Fcst:	1488	1494	1499	1509	1517
% of average:			82%		

SHASTA DAM

Tuesday, June 2, 2026

Date	STORAGE Accumulation A F	OUTFLOW Average CFS	River Release CFS	Accumulation FNF AF	Rain Fall Total Inches
5/3/2026	4,154,292	4,535	0	5,677	0.00
5/4/2026	4,159,079	4,717	0	5,953	0.04
5/5/2026	4,160,769	5,187	0	5,867	0.23
5/6/2026	4,159,108	5,226	0	6,062	0.01
5/7/2026	4,152,997	6,105	0	5,585	0.00
5/8/2026	4,145,344	7,099	241	5,787	0.00
5/9/2026	4,135,198	7,711	0	5,324	0.00
5/10/2026	4,130,601	6,188	0	4,884	0.00
5/11/2026	4,126,986	7,698	0	5,164	0.00
5/12/2026	4,123,930	6,963	0	4,926	0.00
5/13/2026	4,119,222	6,207	447	5,230	0.00
5/14/2026	4,112,189	7,778	155	4,397	0.00
5/15/2026	4,105,549	8,377	0	4,362	0.00
5/16/2026	4,097,626	8,105	2,080	4,857	0.00
5/17/2026	4,084,876	8,239	1,911	3,771	0.00
5/18/2026	4,073,770	9,865	0	4,658	0.00
5/19/2026	4,065,968	9,249	254	4,621	0.00
5/20/2026	4,058,410	8,472	110	4,781	0.00
5/21/2026	4,051,944	9,630	0	4,731	0.00
5/22/2026	4,042,105	9,480	0	4,601	0.00
5/23/2026	4,033,108	8,943	0	4,381	0.00
5/24/2026	4,022,436	10,114	1,854	4,903	0.00
5/25/2026	4,008,492	10,423	0	4,512	0.00
5/26/2026	3,996,608	10,299	0	4,115	0.00
5/27/2026	3,985,031	--	--	4,883	--
5/28/2026	3,973,455	10,433	0	5,499	1.40
5/29/2026	3,967,706	8,911	1,397	5,822	1.43
5/30/2026	3,958,442	9,510	2,782	4,625	0.02
5/31/2026	3,950,012	10,098	2,536	4,730	0.00
6/1/2026	3,937,458	10,188	0	4,433	0.00
6/2/2026	3,925,962	9,496	0	4,411	0.00

WATER YEAR ACCUMULATION TO DATE:

Full Natural Flow to Shasta Lake in TAF: (Oct. 1 2025 to date)	4,161.3	90%
Accumulated Precipitation For Water Year To Date (Inches)	68.71	118%

Average Daily Inflow into Shasta Lake by Month in cfs

<u>Oct</u>	<u>Nov</u>	<u>Dec</u>	<u>Jan</u>	<u>Feb</u>	<u>Mar</u>
3,493	5,850	13,482	15,981	10,225	7,814
91%	109%	155%	140%	72%	58%

<u>Apr</u>	<u>May</u>	<u>Jun</u>	<u>Jul</u>	<u>Aug</u>	<u>Sep</u>
6,873	5,071	4,422	0	0	0
60%	62%	83%	0%	0%	0%

Operator: USBR
Elevation 1,076

Reservoir Flows are daily Averages
Provisional: Data and subject to change



6/2/2026

Readings are for the following date as of 24:00 midnight (except as noted)

Millerton Lake

573.52 ft. Res Elev.	Storage	498,822 AF	Change	1,101 AF	Inflow	3,916 CFS
	Capacity	520,500 AF	% Capacity	95.8 %	Monthly Accum. Inflow	15,850 AF
	0 cfs, Average Spillway Discharge for 24 hours				WY Accum. Inflow	1,059,282 AF
	371 cfs, Average San Joaquin River Outlets Discharge for 24 hours				Monthly Accum. SJR	1,555 AF
	878 cfs, Average Madera Canal Discharge for 24 hours				Monthly Accum. MC	3,247 AF
	2,031 cfs, Average Friant-Kern Canal Discharge for 24 hours.				Monthly Accum. FKC	7,291 AF
	3,280 cfs, Total Average Release from Friant Dam for 24 hours.					
	0.52 inches, Evaporation at Friant Dam for 24 hours ending at 06:00 the current day (report date + 1).					
	81 cfs, Evaporation at Friant Dam for 24 hours ending at 06:00 the current day (report date + 1).					

Precipitation and Temperatures

Precipitation Totals

	Month	WY
0.00 inches, Precipitation at Friant Dam for 24 hours ending 06:00 the current day (report date + 1).	0.00	13.55
0.00 inches, Precipitation at Crane Valley	0.00	27.83
0.03 inches, Precipitation at Huntington Lake	0.07	31.37
96 Maximum	57 Minimum	Temperatures at Friant Dam
85 Maximum	56 Minimum	Temperatures at Crane Valley
67 Maximum	43 Minimum	Temperatures at Huntington Lake

Upstream Lake Storages

	Capacity	% Capacity
74,812 AF, Thomas A. Edison Lake	125,000 AF	60 %
58,702 AF, Florence Lake	64,000 AF	92 %
86,842 AF, Huntington Lake	89,000 AF	98 %
127,460 AF, Shaver Lake	136,000 AF	94 %
117,419 AF, Mammoth Pool	120,000 AF	98 %
23,802 AF, Redinger Lake	26,000 AF	92 %
38,901 AF, Crane Valley Reservoir	46,100 AF	84 %
1,941 AF, Kerckhoff Reservoir	4,188 AF	46 %
347,816 AF, Total for Edison, Florence, Huntington and Shaver	414,000 AF	84 %
489,037 AF, Total for Southern California Edison Company	560,000 AF	87 %
529,879 AF, Total Upstream Storage	610,288 AF	87 %
1,028,701 AF, Total Storage	1,130,788 AF	91 %




Natural River

2,981 CFS, Natural River	Monthly Accum. Natural River	11,332 AF
	WY Accum. Natural River	1,242,395 AF

Gravelly Ford and Bifurcation

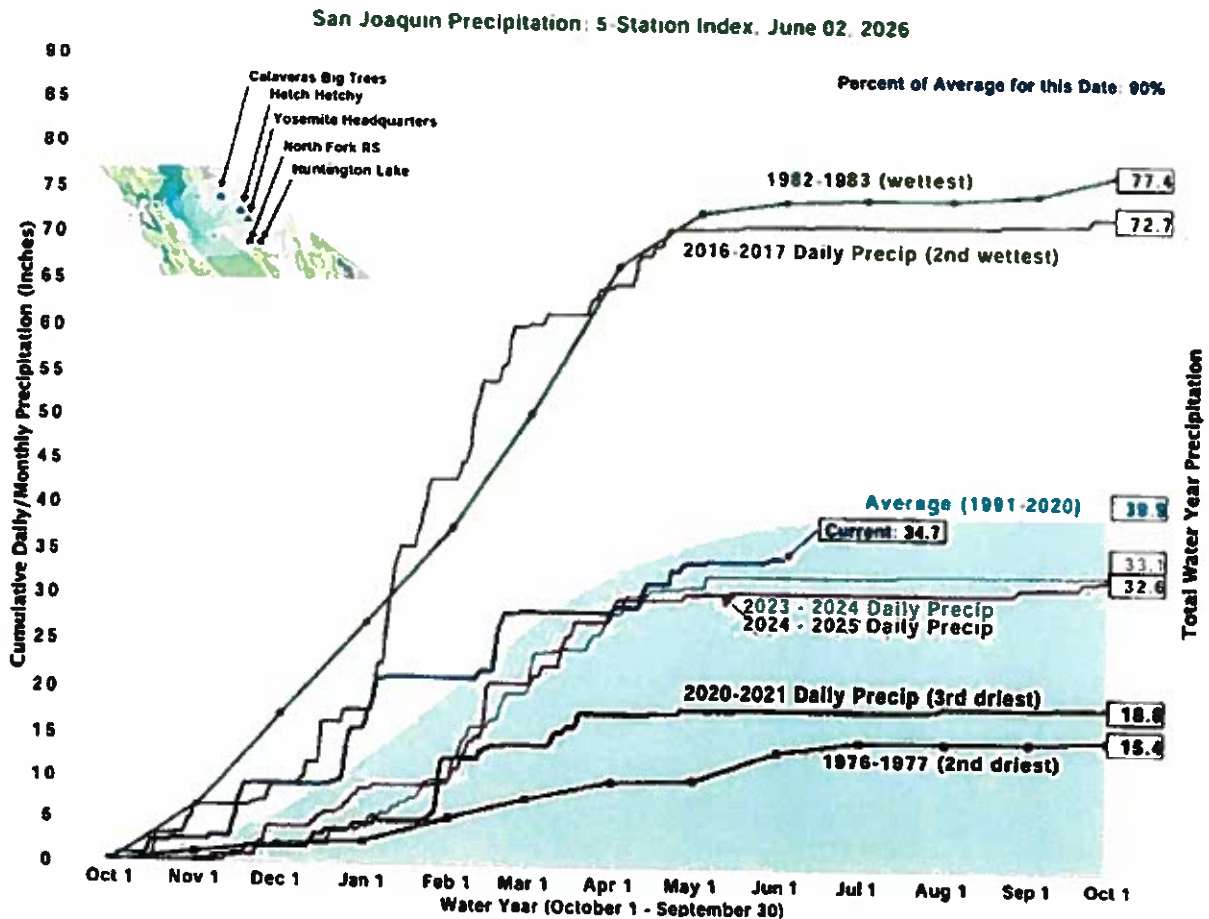
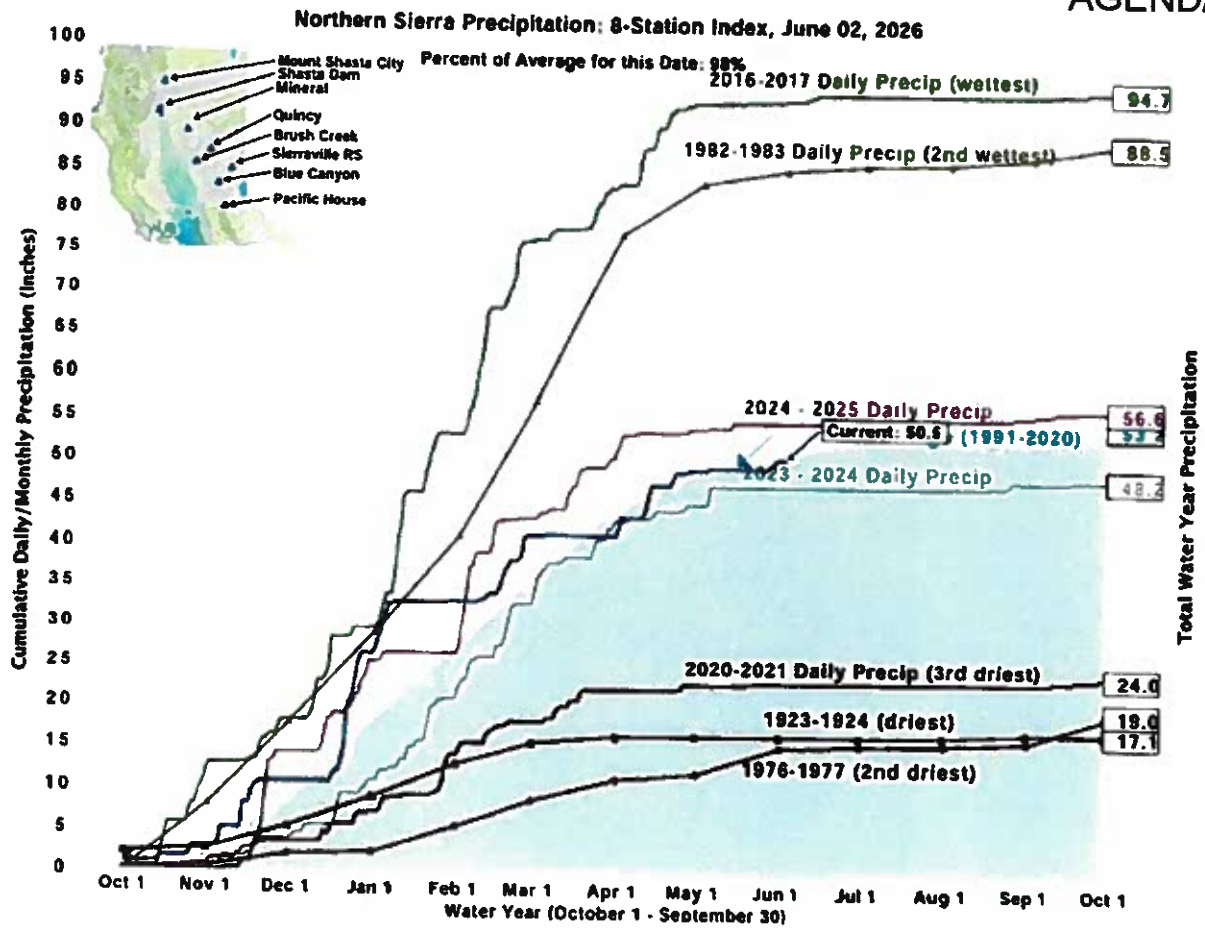
241 CFS, Flow at Gravelly Ford for current day (report date +1) @ 06:00	Monthly Accum. Gravelly Ford	962 AF
159 CFS, Flow at Bifurcation for current day (report date +1) @ 06:00	Monthly Accum. Bifurcation	617 AF

California Snow Water Content, June 3, 2026, Percent of April 1 Average



Statewide Percent of Average for April 1: 2.0%




Statewide Percent of Average for Date: 8.0%



**TOP OF CONSERVATION CONDITIONS:
CENTRAL VALLEY AND RUSSIAN RIVER FLOOD CONTROL RESERVOIRS: 02-JUN-2026**

Data as of Midnight: 02-Jun-2026

Change Date: 02-Jun-2026



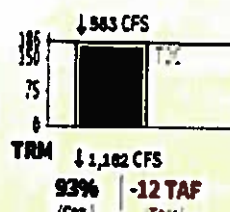


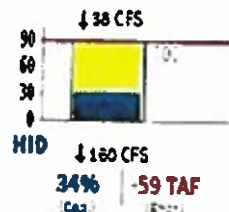
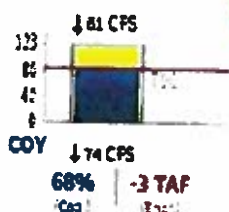



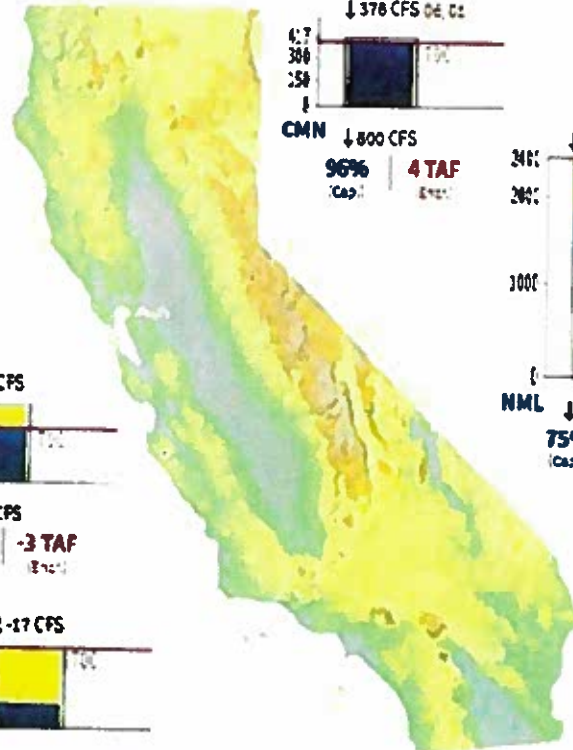


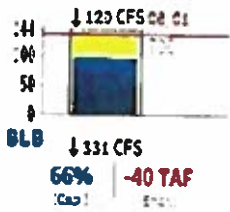
LEGEND

- Blue Bar: Storage level for date
- Gold Bar: Total reservoir capacity
- Red Line: Top of Conservation (if available)

Capacity (TAF) | Top of Conservation (TAF)

↓ Daily Inflow (CFS)
↓ Daily Outflow (CFS)

% of Capacity | (Click res. 3 char. code for details)



[Click to download printable version of current data.](#)

Report Generated: 03-Jun-2026 7:39 AM



**BUREAU OF
RECLAMATION**

Historical Archive and Reports Database

Daily CVP Water Supply

Run Date: 06/03/2026

June 2, 2026

Reservoir Releases in Cubic Feet/Second

Reservoir	Dam	WY 2025	WY 2026	15 Yr Median
Trinity	Lewiston	1,043	840	1,237
Sacramento	Keswick	8,452	11,576	8,983
Feather	Oroville(SWP)	2,200	3,000	2,700
American	Nimbus	2,433	1,525	1,997
Stanislaus	Goodwin	1,704	1,702	807
San Joaquin	Friant	524	371	385

Storage in Major Reservoirs in Thousands of Acre-Feet

Reservoir	Capacity	15 Yr Avg	WY 2025	WY 2026	% of 15 Yr Avg
Trinity	2,448	1,742	2,270	2,142	123
Shasta	4,552	3,545	4,136	3,926	111
Folsom	977	809	914	948	117
New Melones	2,420	1,522	1,908	1,804	119
Fed. San Luis	966	568	623	726	128
Total North CVP	11,363	8,186	9,851	9,546	117
Millerton	521	384	475	499	130
Oroville (SWP)	3,425	2,705	3,420	3,323	123

Accumulated Inflow for Water Year to Date in Thousands of Acre-Feet

Reservoir	Current WY 2026	WY 1977	WY 1983	15 Yr Avg	% of 15 Yr Avg
Trinity	1,039	168	2,087	972	107
Shasta	4,152	1,834	9,249	4,030	103
Folsom	2,070	275	5,074	2,083	99
New Melones	629	---	1,764	735	86
Millerton	1,059	130	2,613	982	108

Accumulated Precipitation for Water Year To Date in Inches

Reservoir	Current WY 2026	WY 1977	WY 1983	Average (N Years)	% of Average	Last 24 Hours
Trinity at Fish Hatchery	30.85	12.06	54.59	29.43 (66)	105	0.00
Sacramento at Shasta Dam	68.71	17.38	112.09	57.85 (71)	119	0.00
American at Blue Canyon	59.36	15.64	103.51	62.86 (52)	94	0.00
Stanislaus at New Melones	28.38	---	45.33	26.36 (49)	108	0.00
San Joaquin at Huntington Lk	31.37	16.30	80.80	38.75 (53)	81	0.03

MEMO

TO: Chris White, SJRECWA Board of Directors
FROM: Steve Chedester - *SC*
DATE: June 5, 2026

San Joaquin River Restoration Program Update:

1. **Jacobs - The Mendota Pool Fish Screen and Control Structure:**
 - a. 90% Design
 - i. Jacobs completed the re-design of TSC's secondary fish screens, flume, pipe, and discharge to the Compact Bypass in January 2026. **Waiting for Reclamation to hear from TSC and NMFS with any final comments.**

2. **Reclamation- Compact Bypass Facility, Fish Ladder and Fish Recapture Facility (FRF):**
 - a. **Reclamation (TSC) plans to complete 90% design in 2026. The SJRRP changed the downstream end of the fish ladder to meet NMFS criteria and added a fish screen to the Auxiliary Water System (AWS) at the headworks.**
 - b. Joint TSC- Jacobs' review in Denver was canceled in December 2025. The meeting has not been rescheduled.
 - c. Jacobs 100% design support for the O&M Building was completed in February 2026.
 - d. Reclamation reported they are now designing a 50 ft flat plate screen on the upstream side of the Compact Bypass structure, in front of the Alternative Water Supply (AWS) inlet, due to NMFS requirements for juvenile salmon.

3. **Financial Assistance Agreement (FAA):**
 - a. Extension until December 31, 2023, was executed in November.
 - b. In May 2024, CCID submitted a request to extend the FAA until December 31, 2025. CCID received the extension of the agreement until June 1, 2026. The requested documents to increase funding to complete the 100% design in FY 2025 have been submitted, and approval was received in June 2025.
 - c. **Current agreement expires in June 2026.**

4. **Consultation with NMFS on the BiOP for all of Reach 2B is delayed until the summer of 2026. Finishing the designs will be delayed until the NMFS consultation is completed.**

5. NMFS Tour of Sack Dam and the Reach 2B projects on February 27th.
 - a. **Schedule (Jacobs revised):**
 - i. FAA- June 2019
 - ii. 5% design – August 2019
 - iii. Original 30% design – December 2019
 - iv. *30% redesign – Revised 30% December 2020 (Mendota Pool Fish Screen and Control Structure only). Modeling to be completed and delivered by June 2021 on the Fish Recapture Facility and Reverse Flow Facility.*
 - v. Jacobs 60% design- November 2022 (final)
 - vi. Jacobs 90% design –February 2025

- vii. Jacobs completed their design in February 2026

Design Schedule (BOR & Jacobs)

- viii. Revised 60% consolidated design (TSC/Jacobs) –Feb 2025
- ix. **90% consolidated design (TSC/Jacobs) – 2027**
- x. **100% consolidated design (TSC/Jacobs) –2028**
- xi. **Construction Solicitation-Phase 1a – 2028**
- xii. Bid Phase- Award Contract, start construction –2029 (Reclamation).
Construction- 2 years – Spring 2030

2. Reach 3 – Sack Dam, Fish Passage, and Arroyo Canal Fish Screen

- a. Fish Screen and Combined Nature Like Fishway with Fish Passage
 - i. Agreement on the operations plan with SLCC and BOR was reached in late December 2025; final approval by the agencies is expected in January.
 - b. Reclamation Schedule
 - i. Construction began in late October 2025. Clearing and grubbing on the right bank is done, and the initial sheet pile installation on the right bank of the river is also completed.
 - ii. Dewatering pumps(s) are installed, and 18” pipe piles are on site.
 - iii. Clearing and grubbing on the left bank is complete.
 - iv. **18” pipe piles are installed on the Eastside of the project.**
 - v. **Start pouring concrete in May for the bypass structure.**
- 3. South Canal and Columbia Canal Siphon (Phase 1b):**
- a. Reclamation is considering soliciting a Design-Bid contract for the South Canal and CCC Siphon this summer/fall, with a proposed award in 2028.
- 4. Reach 2B Levees**
- a. South Levee (includes CCC siphon) and North Levee – has been delayed.

Bay Delta:

1. Implementation of 2024 Record of Decision on Long-Term Operations of the Central Valley Project and State Water Project

On December 4, 2025, Reclamation executed a Record of Decision on the Long-Term Operations of the Central Valley Project and State Water Project, as a first step towards implementing EO 14181, updating operations associated with the Record of Decision executed by Reclamation and the Biological Opinions issued by the Fish and Wildlife Service and NOAA Fisheries in December 2024. This new operation is described as “Action 5”.

Specifically, the Action 5 ROD updates the operations of the Projects by: **(1) Removing the Delta Smelt Summer and Fall Habitat Action (Fall X2)**, in response to findings by the U.S. Fish and Wildlife Service that the action is not anticipated to have observable effects on delta smelt survival, **(2) Removing the early implementation measure of the Delta export reduction of the Healthy Rivers and**

Landscapes (“HRL”) program, in response to uncertainties associated with the timing of potential adoption and implementation of the HRL Program by California’s State Water Resources Control Board, **(3) Updating the Delta operating criteria** to expand the opportunities for Old and Middle River (“OMR”) management at no more negative than -5,000 cubic feet per second (cfs), and a stormflex action of - 6,500 cfs, including the use of predictive tools for real-time assessment of environmental conditions

We continue to have high-level coordination with SLDMWA on these processes

Bay Delta Water Quality Control Plan

The State Water Resources Control Board released a draft Staff Report in support of possible updates to the Water Quality Control Plan for the San Francisco Bay/Sacramento-San Joaquin Delta Estuary (Bay-Delta Plan) that are focused on the Sacramento River watershed, Delta, and Delta eastside tributaries (Sacramento/Delta).

The draft Staff Report includes scientific information and environmental and economic evaluations to support possible Sacramento/Delta updates to the Bay-Delta Plan. The report assesses a range of alternatives for updating the Sacramento/Delta portions of the Bay-Delta Plan, including:

- a) An alternative based on a 2018 Framework document identifying a 55% of unimpaired flow level (within an adaptive range from 45-65%) from Sacramento/Delta tributaries and associated Delta outflows.
- b) A proposed Voluntary Agreements alternative that includes voluntary water contributions and physical habitat restoration on major tributaries to the Delta and in the Delta. In addition, the draft Staff Report identifies the proposed addition of tribal and subsistence fishing beneficial uses to the Bay-Delta Plan. The Staff Report draft is available for review on the SWRCB’s website. The State Water Resources Control Board will conduct a public hearing to receive oral comments on the draft staff report. There will be no sworn testimony or cross-examination.

We continue to have high-level coordination with SLDMWA on these processes.

1. SWRCB Phase 2

Implementation of 2024 Record of Decision on Long-Term Operations of the Central Valley Project and State Water Project On December 4, 2025, Reclamation executed a Record of Decision² on the Long-Term Operations of the Central Valley Project and State Water Project, as a first step towards implementing EO 14181, updating operations associated with the Record of Decision executed by Reclamation and the Biological Opinions issued by the Fish and Wildlife Service and NOAA Fisheries in December 2024. This new operation is described as “Action 5”. Specifically, the Action 5 ROD updates the operations of the Projects by: (1) Removing the Delta Smelt Summer and Fall Habitat Action (Fall X2), in response to findings by the U.S. Fish and Wildlife Service that the action is not anticipated to have observable effects on delta smelt survival.

The State Water Resources Control Board released a draft Staff Report in support of possible updates to the Water Quality Control Plan for the San Francisco Bay/Sacramento-San Joaquin Delta Estuary (Bay-Delta Plan) that are focused on the Sacramento River watershed, Delta, and Delta eastside tributaries (Sacramento/Delta).

The draft Staff Report includes scientific information and environmental and economic evaluations to support possible Sacramento/Delta updates to the Bay-Delta Plan. The report assesses a range of alternatives for updating the Sacramento/Delta portions of the Bay-Delta Plan, including:

- c) An alternative based on a 2018 Framework document identifying a 55% of unimpaired flow level (within an adaptive range from 45-65%) from Sacramento/Delta tributaries and associated Delta outflows.
- d) A proposed Voluntary Agreements alternative that includes voluntary water contributions and physical habitat restoration on major tributaries to the Delta and in the Delta. In addition, the draft Staff Report identifies the proposed addition of tribal and subsistence fishing beneficial uses to the Bay-Delta Plan. The Staff Report draft is available for review on the SWRCB's website. The State Water Resources Control Board will conduct a public hearing to receive oral comments on the draft staff report. There will be no sworn testimony or cross-examination.
- e) **Lower San Joaquin River Flow/South Delta Salinity Implementation Next Steps, Assuming Regulatory Path (Phase 1)**
 - i) Winter 2024/Spring 2025 for Final draft Staff Report for Tuolumne River VA.
 - ii) On November 5, 2025, the SWRCB held a public workshop on the Draft Scientific Basis Report for the Tuolumne River Voluntary Agreement.
 - iii) **Final draft Staff report for the Tuolumne River VA.**
 - iv) **Final draft EIR and regulation implementing Lower SJR flows and South Delta Salinity.**
 - v) **Board consideration of regulations implementing Lower SJR flows and South Delta Salinity.**
- f) **Sac/Delta Update (Phase 2): Key Milestones**
 - i) Summer 2024: Development of Draft Program of Implementation
 - ii) Spring 2025: Response to comments and development of proposed final changes to the Bay-Delta Plan.
 - iii) **Winter 2026: Board consideration of revisions to the 2024 Draft Plan.**
- g) **Voluntary Agreements**

In March 2022, members of the Newsom Administration joined federal and local water leaders and federal and state agencies to announce the signing of a memorandum of understanding that advances integrated efforts to improve ecosystem and fisheries health in the Sacramento-San Joaquin Bay-Delta.

The July 2025 revised draft Bay-Delta Plan (2025 revised draft) incorporates proposed changes to the October 2024 draft (2024 draft) based on public input and comments received throughout the planning process, including feedback on several options for plan changes identified in the 2024 draft. Specifically, the 2024 draft identified the possible inclusion of flow, cold water habitat, and related provisions that were based on the proposed Plan amendments and alternatives identified in the 2023 draft Staff Report in support of updates to the

Bay-Delta Plan, as well as options for these provisions. The 2024 draft also identified the possible inclusion of Voluntary Agreements (VAs) to provide flows and non-flow habitat, as proposed by state and federal agencies and water users, referred to as the Healthy Rivers and Landscapes proposal, as well as options associated with the inclusion of VAs. The regulatory provisions would apply to all water right holders if the Board did not move forward with VAs, or, if the Board

moved forward with VAs, to water rights not participating in approved VAs. The 2025 revised draft proposes moving forward with the inclusion of VAs in the Bay-Delta Plan: water rights in approved VAs (VA pathway) and regulatory provisions for water rights not included in approved VAs (regulatory pathway). The 2025 revised draft also includes proposals for addressing other options identified in the 2024 draft. The 2025 revised draft also proposes designating Tribal Tradition and Culture (CUL) as a beneficial use under the current plan.

Bay-Delta Plan update.

The State Water Board is conducting a limited recirculation of the draft Staff Report/Substitute Environmental Document (Staff Report) in support of the Sacramento/Delta update to the Bay-Delta Plan by releasing a new chapter (Chapter 13) for public review and comment. Chapter 13, Revised Proposed Plan Amendments, provides an updated project description with supporting environmental and economic analyses.

The State Water Board will receive public comments on the revised draft updates and Chapter 13 of the draft Staff Report, both in writing and orally, at the January 28-30 hearing and in writing until February 2, 2026. We signed a joint comment letter with the SLMWA and WWD.

We continue to closely coordinate with SLDMWA and others on implementation activities.

SUMMARY OF REVISED DRAFT UPDATES

- 1) **Tribal Beneficial Uses**
 - 2) **Water Quality Objectives for Municipal, Industrial, and Agricultural Uses**
 - 3) **Water Quality Objectives for Fish and Wildlife Uses**
2. **Delta Conveyance**
Delta Conveyance Project Petition for Change of Point of Diversion and Rediversion for the Delta Conveyance Project.

On February 22, 2024, the State Water Resources Control Board (Board) received a Petition for Change from the Department of Water Resources (DWR) to add two new points of diversion (POD) and rediversion (PORD) to the water right permits associated with the State Water Project. The proposed new PODs/PORDs would consist of screened intakes 2.3 miles apart, located on the lower Sacramento River between Freeport and Sutter Slough, which would allow DWR to divert water from the northern Sacramento-San Joaquin Delta Estuary (Delta) and convey the water through a tunnel to existing water distribution facilities in the southern Delta.

Water Blueprint for the San Joaquin Valley:

1. **Activities**
 1. **Modified the by-laws to expand the number of members to 33.**
 2. **Blueprint has signed on to the Southern California Water Coalition and others to develop funding opportunities. This displays the growing importance of the Blueprint's goal of uniting the Valley.**

3. The Board engaged West Coast Advisors for outreach and advocacy to the public and state and federal officials, specifically related to the efficacy of proposed regulations, water supply reductions, and environmental and socio-economic impacts in the SJV. The objective is to protect the operational flexibility restored by the 2019 biological opinions and the 2020 record of decision for coordinated operations of the Central Valley Project and State Water Project, which increased the average south-of-Delta delivery capability by approximately 300,000 acre-feet, and to expand operational flexibility for the CVP and SWP. The plan is organized into four principal topics: (1) objectives; (2) obstacles to achieving objectives; (3) means of overcoming obstacles; and (4) time frame.
- ii. The California Water Institute, Research and Education Division, and the Water Blueprint for the San Joaquin Valley Education Fund (Blueprint) are working together to develop a Unified Water Plan for the San Joaquin Valley.
1. The intent of the Report is not to review or evaluate individual projects or efforts, but rather to coordinate and integrate among San Joaquin Valley subregions in the development of a unified plan for the San Joaquin Valley, one that enables and is consistent with local projects/efforts.
 2. **Update: (currently chapters 1-6 are drafted and circulating for comments)**
 - Chapter 1. Introduction
 - Chapter 2. Water Supply Problems, Needs, and Opportunities.
 - Chapter 3. Overview of flood risks and management in the San Joaquin Valley and opportunities for improving flood management.
 - Chapter 4. Illustration of an environmental vision for the San Joaquin Valley and estimates of the water supplies needed to implement that vision.
 - Chapter 5. Evaluation of a range of potential projects and actions. (currently being redrafted)
 - **Chapter 6. Recommendations for a path forward and a roadmap for implementation. Including policy recommendations.**
 - **Circulated a draft for April review. Main Categories: Restore Authorized Facility Capability, Improve Management of In-Valley Supplies, Increase Access to Delta Water Supplies (Summary attached).**
 - **Anticipate finalizing in May.**
2. **Meetings:**
- a. The Board of Directors meets on the 3rd Wednesday of every month from 9:00 a.m. – 11:00 a.m.
 - b. The Collective Group Update meetings are TBD. For details on future Large Group meetings, please sign up for our Newsletter.
 - c. The Technical Work Group meets on the 1st Friday of every month from 1:30 p.m. – 3:00 p.m.
 - d. The Communications Work Group meets on the 2nd Wednesday of every month from 3:00 p.m. to 4:00 p.m.
 - e. The Education Work Group meets on the 2nd Monday of every month from 11:30 a.m. – 12:30 p.m.

Draft Unified Water Plan Chapter 6 Summary- April 2026

Summary

Chapter 6 (Advancing Potential Solutions) summarizes the Unified Water Plan to inform decisions on near-term priorities, funding advocacy, and strategic partnerships. Restoring existing conveyance capacity and advancing local nonstructural projects are foundational and time-sensitive; larger regional projects can further reduce the Valley's supply-demand gap but will require substantial additional funding, coordination, and land-use planning.

Key findings

- **Foundational priority:** Projects that restore authorized design capacity to existing facilities should be prioritized for implementation.
- **Near-term yield from local + non-structural actions:** Implementation of local projects in combination with non-structural actions could reduce the supply-demand gap by approximately 800 TAF/YR to 1,400 TAF/YR.
- **Scale and cost:** Combined investments (restore capacity + local actions + large regional projects) are estimated at **\$10–\$19.4 billion**, depending on scenario; even at high investment levels, significant unmet demand and agricultural land repurposing (**180k–410k acres**) remain.
- **Economic risk:** Failure to act risks major economic losses (reduced farm revenue, jobs) and disproportionate impacts on low-income communities; funding burdens exceed typical agricultural budgets, requiring state/federal support and cross-sector partnerships.

Report Recommendations

1. **Advocate for immediate funding for capacity restoration.** Prioritize advocacy for the ~\$7.2B+ needed to restore CVP/SWP canals and south-Delta channel capacity; emphasize that these projects are foundational to realizing other investments.
2. **Accelerate near-term non-structural and local projects.** Support shovel-ready local recharge, FIRO/I-FIRM re-operation, and Delta operational changes that can deliver hundreds of thousands of AF within shorter timelines and lower capital cost.
3. **Pursuing strategic partnerships.** Pursue cost-sharing agreements with ag and urban water agencies and state/federal programs for groundwater banking, conveyance, and shared recharge.
4. **Develop a land-repurposing strategy.** Development of a regional plan for strategic farmland conversion that protects communities and captures ecosystem/energy benefits where repurposing is unavoidable.
5. **Support coordinated funding.** Back creation of a San Joaquin Valley Water Supply Security program (or similar) and legislative requests for dedicated state/federal funding and streamlined permitting.

Risks, constraints, and tradeoffs

- **Funding gap and affordability:** Capital needs likely exceed agricultural users' capacity; reliance on state/federal programs is essential.

- **Supply limits vs. project pipeline:** The inventory of local projects exceeds theoretical capability, but actual yields are constrained by available water, permitting, and operational limits—so not all projects will realize reported yields.
- **Timing and interdependencies:** Many local and regional projects depend on restored conveyance capacity; sequencing matters—investing in projects that cannot be delivered due to conveyance limits risks wasted funds.

MEMO

TO: Chris White, SJRECWA Board of Directors
FROM: Steve Chedester - *SC*
DATE: June 5, 2026

Water Resources Plan Update:

1. Orestimba Creek Recharge and Recovery:

- a. **Continue working with State Water Contractors and SWRCB staff to seek a resolution for the last protest on the permanent water rights.**
- b. **Recovery well locations, permits, and construction are proceeding.**
- c. The Ribbon-Cutting ceremony on April 14, 2026, was a success.
- d. Grants
 - i. Storm Water Grant -\$5,600,000
 - ii. IRWM Grant- \$800,000
 - iii. Federal Grant (BOR) \$2,100,000 Small Storage Grant Program round 2 award.
 - iv. SGMA Grant - \$900,000.

Total Grants received-\$9,400,000

2. Los Banos Creek Reservoir Regulation:

- a. **Design/Construction:**
 - i. The bid package was sent out in August 2025, and 8 bids were received. Bids were opened on September 9 2025, and the low bidder was Laural Ag & Water.
 - ii. Contractor moved equipment on site in the last week of October 2025 and broke ground on November 10th.
 1. The 450 cfs box culvert is constructed. Backfill and creek grading was completed April 3rd.
 - a. Releases for construction from the dam began on April 6th and ceased on April 19th.
 2. The 54" and 30" HDP conveyance pipes have been installed.
 3. **Connection to the SLWD pipeline is not complete.**
 4. **The rehabilitation of SLWD's lift stations 8 & 9, including the pumps, motors, and valves, is progressing. Some of the valves could not be repaired and had to be replaced.**
 5. **The boat ramp extension is proceeding well.**
 6. **The pipeline discharge vault and riprap are scheduled for completion in June.**
 7. **Ribbon-cutting ceremony on April 7th was a success.**
 8. **Continue outreach with SLDMWA, MWD, WWD, and others to determine whether a viable filtration solution exists for removing the golden mussel veligers.**
 - a. **Both of our experimental filter stations are operational. (CCID shop)**
 - iii. **The new boat dock was delivered in May.**
- b. **Permits/Licenses:**
 - i. Initial 401 request submitted in April, received final 401 certification on November 27

- ii. **Reclamation and the SWRCB agreed on the final permit conditions.**
- iii. The Operation and Management agreement was fully executed in October.
- c. **Project Grant Funding:**
 - i. We were able to draw on FAA funds in late November to reimburse costs from August 2021 to the present. Received authorization to draw on additional funds from the grant. The grant funds are fully expended.
 - ii. Submitted semi-annual report by the October 31st deadline.
 - iii. The total amount of grants received was \$1,850,000.

3. Los Banos Creek Recharge and Recovery Project:

- a. In March 2024, we received a \$5.0 million community funding grant through Congressman Duarte's office.
- b. In July, we were able to coordinate with Reclamation and get clarification on the necessary information to access the grant.
- c. **We discussed with Reclamation at the Water Users Conference the two awards (\$2.5M each): one for the CCID project and one for the SLWD project.**
 - i. **The project partners have compiled the required information to initiate the separate grant approval process.**

WELL TRANSFER APPLICANTS 2026						
LANDOWNER	TRANSFEROR ENTITY	VERIFIED OWNERSHIP	TRANSFeree ENTITY	VERIFIED OWNERSHIP	AF (Up to) PUMPED Non-C/Y	Confirmation of Farming Entity in Receiving Dist.
Robert Teicheira, Jr.	CCID	Deed	San Luis WD	Deed	424	X
Britz, Inc.	CCID	Deed	Westlands WD	Deed	2,500	X
Vaquero Farms	CCID	Deed	Westlands WD	Deed	960	X
Tom Teixeira	CCID	Deed	San Luis WD	Deed	698	X
Fortune Farms	CCID	Deed	Westlands WD	Deed	1,194	X
Nick Tatarakis	CCID	Deed	Westlands WD	Deed	117	X
CCID	CCID	N/A	Del Puerto WD	N/A	16	N/A
CCID	CCID	N/A	Del Puerto WD	N/A	1,000	N/A
Bowles Farming Co.	SLCC	Deed	San Luis WD	Deed	846	X
Gilardi Farms	SLCC	Deed	San Luis WD	Deed	699	X

6/2/2026

6/3/2026

**MINUTES OF THE SAN JOAQUIN RIVER EXCHANGE CONTRACTORS
WATER AUTHORITY WATER TRANSFER COMMITTEE MEETING
HELD MONDAY, APRIL 27, 2026**

The Water Transfer Committee met on Monday, April 27, 2026 in the Board Room of the *San Joaquin River Exchange Contractors Water Authority (Exchange Contractors)*, 541 “H” Street, City of Los Banos, County of Merced, State of California.

WATER TRANSFER COMMITTEE REPRESENTATIVES PRESENT:

Kimberly Brown, Chair (via teleconference); Cannon Michael (via teleconference); Kirk Jensen; Jeff Bryant (via teleconference); and Mike Gardner

OTHERS PRESENT:

Chris White, Exchange Contractors Executive Director; Steve Chedester, Exchange Contractors Director of Policy & Programs; Adam Hoffman, Exchange Contractors Water Resources Specialist; Joann White, Exchange Contractors Director of Finance & Administration; and Ben Fenters, CCID Deputy General Manager of Water Resources

Chair Brown opened the meeting at 4:00 p.m. and asked Chris White to lead the meeting with the Pledge of Allegiance.

AGENDA

There were no changes to the Agenda. Introductions for those in person and on the phone were made to confirm a quorum.

PUBLIC PARTICIPATION

There was no public participation.

**APPROVAL OF MINUTES OF THE MARCH 30, 2026
WATER TRANSFER COMMITTEE MEETING**

Upon presentation of the March 30, 2026 minutes, a motion was made by Kirk Jensen and seconded by Mike Gardner to approve the minutes as presented. Upon a roll call vote, the motion was passed by a 5-0 vote.

PROPOSED 2026 WATER TRANSFERS

The Executive Director referred to the CCID Groundwater Exchange Transfers on behalf of their landowners, Tom Teixeira, Fortune Farms and Nick Tatarakis to San Luis Water District and Westlands Water District of up to 2,009 Acre Feet (AF). Upon review of the information and

confirmation of all related documents were received, a motion was made by Mike Gardner and seconded by Kirk Jensen to approve the three proposed CCID Groundwater Exchange Transfers to San Luis Water District and Westlands Water District of up to 2,009 AF. Upon a roll call vote, the motion was passed by a 5-0 vote.

ANY OTHER BUSINESS

With no further business coming before the Committee, the meeting was adjourned at 4:08 p.m.

KIMBERLY BROWN, CHAIR

KIRK JENSEN

CANNON MICHAEL

JEFF BRYANT

MIKE GARDNER

Overview of Exchange Contractors' Current Drainage Related Activities

(6/5/26)

SWRCB Expert Panel

On March 30th, The Second Statewide Agricultural Expert Panel released its draft report with responses to nine the charge questions developed by the State Water Resources Control Board (SWRCB) staff. The panel is expected to finalize the report at a public meeting on June 5th and present the report to the SWRCB on June 16th. Agricultural coalitions as well as environmental justice organizations submitted comments on the draft report. Panel members are having regular public meetings to make changes to the report in response to public comments.

Expert panel members understand the realities of crop production and the need to implement regulations that are achievable for growers. The draft report states “The diversity of agricultural production systems in the state makes it impossible to impose a one-size-fits-all approach to the regulatory process”. Therefore, the panel recommends that regulations should be addressed on a local/regional basis.

Unfortunately, the panel’s recommendations are broad and could be susceptible to misinterpretation. After the panel submits their report, the SWRCB is expected to use the report to determine if changes to the state’s Irrigated Lands Regulatory Programs (ILRP) are needed. Any changes to ILRP programs will need to be made by formal action of either the Regional Boards or the State Water Resources Control Board.

SWRCB Peer Review of Groundwater Protection Target

In addition to the expert panel process, SWRCB staff conducted a peer review process to evaluate the Groundwater Protection Targets developed by the Central Valley Irrigated Lands Regulatory Program (ILRP) coalitions. The peer reviewers were, Dr. Jay R. Lund, Dr. Daniel J. Howes, Dr. Alvar Escriva-Bou, Dr. Gabrielle Boisrame, Dr. Newsha K. Ajami, and Dr. Isaya Kisekka. Reports from each peer reviewer were released in May. Overall the peer reviewers supported the technical approach developed by the agricultural coalitions. However they did make some recommendations on how the approach could be improved. Agricultural coalitions are considering the panel’s recommendations.

Nitrate Control Program

Regional Board staff has released revisions to waste discharge requirements (WDRs) for discharges participating in Modesto nitrate management zone. The board is initially revising WDRs for dischargers within the Modesto Management Zone. However, it is expected that WDR revisions in other management zones will be consistent with the WDR revisions adopted in the Modesto Management Zone. The Regional Board will hold a hearing on the Modesto Management Zone order on June 3rd. Agricultural coalitions as well as environmental justice organizations submitted comments on the draft WDRs and will make presentations at the June 3rd Regional Board meeting.

Prepared by:
David W. Cory



TO: Chris White, Executive Director, SJ River Exchange Contractors
FROM: Dominic DiMare, Partner, Arc Strategies LLC
DATE: June 1, 2026
RE: May 2026 Legislative and Administration Report

Executive Summary

This memorandum provides a June 1, 2026 update on the 21 bills currently tracked on behalf of the SJ River Exchange Contractors for the 2025-26 California Legislative Session. The bill list has changed since the April 27 report: seven bills were removed (AB 1862, AB 1972, AB 2132, AB 2447, AB 2630, AB 2260 [moved to second house], and AB 2447) and several bills have advanced to the Senate. In addition, this memo includes a substantive briefing on the Sustainable Groundwater Management Act (SGMA), which is directly relevant to the Exchange Contractors' operations and several bills on this list.

The Legislature is now in interim recess and will reconvene August 3, 2026 for a final push before the August 31 constitutional deadline. Bills that passed their house of origin are now in second-house committees. Key items requiring attention before the summer recess are flagged below.

Support (3)	Support if Amended (1)	Watch (17)	21 Bills Total (down from 28 in April)
--------------------	-------------------------------	-------------------	---

Remaining 2026 Legislative Deadlines

The Legislature has concluded its pre-recess work. Bills that passed their house of origin are now being referred to second-house committees. The remaining critical dates are:

Deadline	Significance
June 1, 2026	Committee meetings resume (post May 29 floor deadline). Second-house committees begin assigning bills.
June 15, 2026	State budget bill must be passed by midnight. Budget pressures could affect water-related appropriations.
July 2, 2026	Last day for second-house policy committees to meet and report bills before summer recess. Bills not cleared die.

August 3, 2026	Legislature reconvenes from summer recess.
August 14, 2026	Last day for second-house fiscal committees to meet and report bills.
August 21, 2026	Last day to amend bills on the floor.
August 31, 2026	CONSTITUTIONAL DEADLINE — Last day for any bill to pass the Legislature. All tracked bills must clear by this date.
September 30, 2026	Last day for Governor to sign or veto bills. Urgency bills (AB 2032) can pass after August 31 in certain sessions.

CRITICAL: The July 2 policy committee deadline is the next major hurdle. Bills referred to second-house committees in late May must be heard and passed from policy committee before July 2 or they die for the session.

NOTE: AB 35 (Support) and AB 1987 (Watch) have a June 9 hearing scheduled before the Senate Natural Resources and Water Committee. AB 2125 (Watch) has a June 9 hearing before Senate Judiciary.

Bill Tracking Summary — June 1, 2026

Bill	Author	Subject	Location	Position
AB 35	Alvarez (D)	Prop 4 Bond — APA Exemption for Program Guidelines	S. N.R.&W. (Hearing 6/9)	Support
AB 1754	Pacheco (D)	State GO Bonds — Transparency & Reporting	S. Rules	Support
AB 1772	Papan (D)	Fish & Wildlife — Invasive Mussels (Drying Period)	S. Rules	Watch
AB 1987	Aguiar-Curry (D)	Dept.-Managed Lands — Hunting & Public Use Contracts	S. N.R.&W. (Hearing 6/9)	Watch
AB 2026	Aguiar-Curry (D)	Water Diversion — Groundwater Recharge Permitting	S. Rules	Watch
AB 2032	Ransom (D)	Golden Mussels — Water Agency Permit Exemption (Urgency)	S. Rules	Watch
AB 2045	Connolly (D)	Habitat Restoration & Enhancement Act — Extension to 2032	S. Rules	Watch
AB 2125	Bennett (D)	Groundwater Adjudication — Notice Requirements	S. Jud. (Hearing 6/9)	Watch
AB 2216	Aguiar-Curry (D)	Delta Conservancy — Valley Expansion & Rename	S. Rules	Watch
AB 2218	Kalra (D)	Water Policy — California Native American Tribes	S. Rules	Watch
AB 2260	Connolly (D)	Water Rights — Small Restoration Use Registration	S. Rules	Watch
AB 2568	Johnson (R)	Water District Directors — Compensation (15 days/large districts)	S. L. Gov.	Watch
AB 2619	Papan (D)	Water Resources — Data Center Reporting Requirements	S. Rules	Watch
AB 2728	Soria (D)	Open & Transparent Water Data Act — Efficacy Clarification	S. Rules	Watch
AB 2739	Soria (D)	Water Affordability & System Stabilization Fund	S. Rules	Watch
ACA 11	Macedo (R)	California Water Resiliency Act — 1% GF to Infrastructure Fund	A. Print (stalled)	Support

SB 872	McNerney (D)	Delta Levees & Canal Subsidence Fund — \$300M/yr	A. W.,P.&W.	Support if amended
SB 997	Caballero (D)	North Fork Kings GSA — Lien Authority & Civil Penalties	A. W.,P.&W. & Jud.	Support
SB 1068	Alvarado-Gil (R)	Water Appropriations — Nonsubstantive Change	S. Rules (stalled)	Watch
SB 1085	Durazo (D)	Water Supply Planning — Housing Development Projects	A. W.,P.&W. & L.Gov.	Watch
SB 1108	Caballero (D)	Grassland Ecological Area Conservancy — Creation	A. Desk	Watch

Bills Removed Since April 27 Report

The following bills tracked in April are no longer on the active list. Staff notes the reasons:

Bill	Subject	Reason for Removal
AB 1862	Health Care Districts — Transfer of Assets	Hearing canceled at author's request; stalled in Assembly L. Gov.
AB 1972	Water Right Fees — Small Pond Exemption	Hearing postponed in committee; did not advance.
AB 2132	CEQA Exemption — Groundwater Recharge (Subsidence)	Stalled under Assembly Rule 56; did not advance past Water Committee.
AB 2447	Nitrogen Pollution Reduction Act (OPPOSE)	Removed from tracking — held on suspense
AB 2630	Water Diversion Emergency Regs Extension (OPPOSE)	Hearing canceled at author's request; did not advance from Natural Resources.

Staff recommends confirming the final disposition of AB 2447 (Nitrogen Pollution Reduction Act), which carried an Oppose position. If it was amended significantly or held in Appropriations, that outcome should be documented.

Priority Bill Commentary — Updated

SUPPORT POSITIONS

AB 35 (Alvarez) — Prop 4 Bond — APA Exemption [Support]

Status: Referred to Senate Natural Resources and Water Committee. Hearing scheduled June 9, 2026 (9 a.m., Room 2100, Chair Becker).

- This urgency bill is advancing on track. It passed the Assembly and is now in the Senate. The June 9 hearing is the critical next step. As an urgency statute, it is not subject to the August 31 floor deadline but must still clear Senate committee and the Senate floor.
- No public opposition has emerged. Prop 4 implementation funding (\$10 billion bond) remains a priority for the Newsom Administration, which supports prompt rulemaking exemptions to allow state agencies to move quickly on competitive grant programs.
- Action: Ensure a support letter is on file with the Senate Natural Resources and Water Committee for the June 9 hearing.

AB 1754 (Pacheco) — State GO Bond Transparency [Support]

Status: Passed Assembly May 27; referred to Senate Rules for assignment.

- This bond transparency measure has cleared the Assembly and now awaits Senate committee assignment. No public opposition identified. The bill applies only to bond measures approved after January 1, 2027, so it has no retroactive effect on current Prop 4 implementation.
- Action: Monitor Senate committee referral. No immediate action required.

ACA 11 (Macedo) — California Water Resiliency Act [Support]

Status: Remains in Assembly print — no committee hearing has been scheduled. (3/24/2025 introduction).

- ACA 11 continues to stall. As a constitutional amendment it requires a 2/3 supermajority in both chambers plus voter approval. Given current budget pressures and the difficulty of achieving that threshold, prospects for the 2026 session appear limited.
- Action: Assess whether to continue expending advocacy resources on this measure in 2026 or redirect to more viable water infrastructure funding vehicles. The Exchange Contractors' support position remains on record.

SUPPORT IF AMENDED**SB 872 (McNerney) — Delta Levees and Canal Subsidence Fund [Support if amended]**

Status: Passed Senate; referred to Assembly Water, Parks & Wildlife Committee (5/26/2026). Amended 5/14/2026.

- SB 872 has passed the Senate and crossed to the Assembly. The bill continues to enjoy its broad coalition of over 60 organizations spanning environmental groups, agricultural interests, water contractors, and labor. State Water Contractors General Manager Jennifer Pierre has reiterated that subsidence has impacted more than 200 miles of State Water Project infrastructure, with an 87% reduction in delivery capability projected by 2040 without repairs.
- The Assembly Water, Parks & Wildlife Committee will be the next substantive hearing. The Exchange Contractors' conditional support centers on ensuring amendments address conveyance efficiency benefits for south-of-Delta deliveries. The May 14 amendment should be reviewed to determine whether amendment requests have been addressed and whether an upgrade to full Support is warranted.
- Action: Obtain and review the May 14, 2026 amendments. Contact Assembly W.,P.&W. Committee staff and McNerney's office regarding the Exchange Contractors' amendment requests. A hearing date should be tracked — this bill must clear Assembly policy committee before July 2.

SUPPORT POSITION**SB 997 (Caballero) — North Fork Kings GSA — Lien Authority [Support]**

Status: Passed Senate; referred to Assembly Water, Parks & Wildlife and Judiciary Committees (5/26/2026). Multiple support letters on file.

- SB 997 has successfully passed the Senate and is now in the Assembly. The bill would authorize the North Fork Kings GSA to impose civil penalties for excess groundwater extraction and record liens for unpaid charges — tools essential for credible SGMA enforcement. The bill has support letters from the Exchange Contractors, American Pistachio Growers, the agency itself, and other Valley agricultural interests.
- This bill's advancement aligns with the broader SGMA enforcement landscape (see SGMA briefing below), where the State Water Board is increasingly imposing probationary fees and reporting requirements on non-compliant basins. Strengthening local GSA enforcement tools is seen as a preferable alternative to state intervention.
- Action: File support letters with the Assembly Water, Parks & Wildlife and Judiciary Committees. Monitor for hearing scheduling before the July 2 deadline.

NOTABLE WATCH BILLS — UPDATED STATUS

AB 2026 (Aguiar-Curry) — Groundwater Recharge Permitting Reform

Status: Passed Assembly 5/28/2026; referred to Senate Rules for committee assignment. Last amended 5/22/2026.

- AB 2026 has cleared the Assembly with strong support and is now in the Senate. This is one of the most consequential water bills of the session, streamlining the permitting of floodflow diversions for groundwater recharge with CEQA and LSAA exemptions. The 5/22 amendment should be reviewed to assess whether SLDMWA concerns about Delta conditions triggers were addressed — that issue is directly relevant to Exchange Contractors' operations.
- Dominic followed up with NCWA advocates on status of amendments and discussions with Tributaries. Was told that there will be outreach to Cannon Micheal.
- Action: Review the 5/22 amendments carefully. Determine whether a formal Support or Support if Amended position is now appropriate and engage with the Senate Water committee.

AB 2032 (Ransom) — Golden Mussel Response Act (Urgency)

Status: Passed Assembly 5/27/2026; referred to Senate Rules. Urgency bill (exempted from August 31 deadline).

- Golden mussels are actively spreading in the San Joaquin Delta. Assemblymember Ransom has been vocal about the threat to water supply infrastructure and recreational uses. AB 2032 streamlines permitting for water supply operators with approved control plans to manage golden mussel spread. This bill has direct operational implications for the Exchange Contractors' water delivery systems.
- AB 1772 (also Watch) addresses the broader invasive mussel framework and has also passed the Assembly to Senate Rules.
- Action: Monitor Senate hearing scheduling. Consider moving from Watch to Support given the direct infrastructure threat to Exchange Contractors.

AB 2216 (Aguiar-Curry) — Valley and Delta Conservancy

Status: Passed Assembly 5/27/2026; referred to Senate Rules. Last amended 5/18/2026.

- This bill would expand the Sacramento-San Joaquin Delta Conservancy to include a new 'Valley' jurisdiction and rename it the Valley and Delta Conservancy. The 5/18 amendment should be reviewed to assess how the Valley boundary is defined and what implications expansion might have for conservancy priorities and funding relative to Delta programs.
- Action: Review the 5/18 amendments and the definition of 'Valley' to assess impacts on Exchange Contractors' service area.

SB 1108 (Caballero) — Grassland Ecological Area Conservancy

Status: Passed Senate; held at Assembly Desk (5/19/2026). Fiscal bill.

- This bill, which would create a new Grassland Ecological Area Conservancy with jurisdiction over portions of the San Joaquin Valley relevant to the Exchange Contractors' service area (including the Grassland Focus Area), has passed the Senate but is currently held at the Assembly Desk. It must be referred to an Assembly committee to proceed. The Exchange Contractors should monitor whether this bill advances and what governance provisions affect water management interests in the region.

SB 872 Second-House Priority — July 2 Deadline Risk

Several bills are now in Senate Rules awaiting committee assignment — including AB 2026, AB 2032, AB 2216, AB 2260, AB 2619, AB 2728, AB 2739, AB 1754, AB 2045, AB 2218. Once assigned to policy committees, they must be heard and passed before July 2. Staff should actively monitor committee assignments this week.

Special Briefing: Sustainable Groundwater Management Act (SGMA) — 2026 Update

Delta-Mendota Subbasin: A Major Recent Win

- In a significant positive development on April 7, 2026, the State Water Resources Control Board formally ended the prospect of probation for the Delta-Mendota Subbasin and returned it to Department of Water Resources oversight — avoiding state intervention and the associated reporting requirements and pumping fees that have burdened other Central Valley subbasins.
- The State Water Board cited the 23 GSAs' successful alignment of management activities around a single coordinated 2024 GSP, including a domestic well mitigation program, as evidence of significant improvement from the 2023 'Inadequate' determination. The Delta-Mendota result was announced alongside actions affecting approximately 3,000 small pumpers in the Tule and Tulare Lake Subbasins.
- This outcome validates the Exchange Contractors' collaborative approach to SGMA implementation within the subbasin and preserves local control over groundwater management — a core SGMA principle articulated by former Governor Brown at the law's signing.

Statewide SGMA Landscape — Probationary Basins and Enforcement

While the Delta-Mendota result was positive, other San Joaquin Valley subbasins continue to struggle with compliance:

- Tulare Lake Subbasin (Kings County): Designated probationary in April 2024. Kings County Farm Bureau obtained a preliminary injunction in September 2024 temporarily halting SWRCB enforcement. The Court of Appeal reversed the injunction in December 2025, and the State Board resumed enforcement. On April 7, 2026, small pumpers (under 20 AF/year) were excluded from reporting and fee requirements, but approximately 3,360 other entities — extracting over 98% of groundwater pumped — were required to submit extraction reports by May 1, 2026 and pay associated fees.
- Tule Subbasin (Tulare County): Designated probationary in September 2024. On April 21, 2026, the State Water Board denied exclusion requests from eight GSAs — including the Lower Tule River Irrigation District, Pixley Irrigation District, and six others — for failing to meet SGMA requirements. Those GSAs are now subject to state fees and reporting, and the State Board has signaled it will begin developing a state-written pumping plan for the region. Agricultural representatives have characterized the \$300-per-well annual registration fee plus \$20/acre-foot as 'egregious' and are pushing back vigorously.
- Other basins under review include the Kaweah, Kern County, Chowchilla, and Pleasant Valley Subbasins. These proceedings continue and remain relevant to statewide water supply reliability.

Statewide Progress — Bulletin 118 and Recharge Achievements

- In March 2026, DWR released Bulletin 118 — Update 2025, the State's most comprehensive groundwater conditions report covering 2020-2024. The report documents considerable progress: local GSAs have assembled more than 1,500 projects and management actions, and achieved a cumulative three-year average managed recharge of approximately 2.5 million acre-feet annually during Water Years 2022-2024 — totaling 7.4 million acre-feet, far exceeding the Governor's 2022 goal of 500,000 additional acre-feet annually.
- DWR has allocated over \$500 million in sustainable groundwater management planning and implementation grants statewide. The Spring 2026 Semi-Annual Groundwater Update (released May 2026) emphasizes that data transparency and adaptive management — including improving recharge during high-flow periods and coordinating surface and groundwater use — are essential to long-term sustainability as California's hydrology becomes more variable.
- The 2026 legislative session's active pursuit of recharge policy improvements (particularly AB 2026) is directly consistent with SGMA's goals and with the Exchange Contractors' operational interest in capturing high-flow water for groundwater storage.

SGMA and the Tracked Bill List — Connections

Several bills on the current tracking list have direct SGMA implications:

Bill	SGMA Connection
------	-----------------

- AB 2026** Directly expands floodflow recharge permitting pathways — a core SGMA implementation tool. Extends CEQA and LSAA exemptions for qualified recharge projects, removing barriers identified by GSAs statewide.
- SB 997** Strengthens a specific GSA's (North Fork Kings) enforcement tools for SGMA compliance — the kind of local enforcement capacity SGMA depends on as an alternative to state probation.
- AB 2125** Improves notice procedures for groundwater basin adjudications — directly relevant to basins where adjudication is being pursued as an alternative SGMA compliance pathway.
- AB 2260** Creates a new 'small restoration use' water right registration category — complements SGMA's environmental flow and habitat objectives.
- AB 2728** Clarifies that the Open and Transparent Water Data Act's goals include improving 'efficacy of management actions' — directly supporting SGMA monitoring and reporting.
- SB 1108** Grassland Ecological Area Conservancy would oversee lands in the Exchange Contractors' service area — potential coordination implications with SGMA planning.



TO: San Joaquin River Exchange Contractors Water Authority

FROM: Invariant

DATE: 5/31/2026

RE: May 2026 Board Report

In General

Congressional Republicans spent much of May in negotiations over a second budget reconciliation bill, this one more narrowly tailored than the first and with a focus on multi-year funding for Immigrations and Customs Enforcement (ICE) and Customs and Border Patrol (CBP). Negotiations remain ongoing, as Senate Republicans have taken issue with some White House priorities, including funding for the White House ballroom and the Justice Department's \$1.8 anti-weaponization fund, especially in the wake of two Republican senators losing renomination to challengers endorsed by President Trump.

Congress is amid the FY 2027 appropriations process. The House has seen subcommittees approve nine of the 12 appropriations bills, with the Military Construction-Veterans Affairs bill being the sole piece of legislation to clear the full House. The Senate is behind the House's schedule, with the Appropriations Committee holding budget hearings with cabinet members to discuss funding and the Trump Administration's priorities for their respective agencies.

Del Puerto Canyon Reservoir Funding

Invariant and the Exchange Contractors have submitted a community project funding (CPF) request to the Offices of Rep. Adam Gray (D-CA), Sen. Alex Padilla (D-CA), and Sen. Adam Schiff (D-CA), which would provide supplemental funding for Del Puerto Canyon Road. Invariant and SJRECWA have met with all three federal and local offices to discuss the formal request and provide the necessary supplemental information as required by Congress. The FY 2027 Transportation and Housing and Urban Development Appropriations Bill released by the House included \$250,000 for Del Puerto Canyon Road. Invariant updated Sens. Padilla and Schiff on the House bill and will continue to push for further funding in the Senate legislation. The Exchange Contractors are making a trip to DC in early June, and Invariant will schedule meetings with the relevant staff on the Transportation and Housing and Urban Development Appropriations Subcommittees to ensure the funding makes its way into the final bill text.

Invariant also shared Rep. Jim Costa's (D-CA) draft legislation on Delta Dredging.

Lighthouse Public Affairs
May 2026 Report to the Board of Directors
San Joaquin River Exchange Contractors Water Authority

Overview

Lighthouse Public Affairs works with the San Joaquin River Exchange Contractors Water Authority on communications strategy, media engagement, and expanding the messaging reach of the organization. This has focused on revamping the organization's public messaging, expanding the communications channels that we use, making inroads with reporters who cover related issues, and responding to media inquiries and current events to effectively tell our story.

Recent Deliverables

- Drafted and worked with printers to finalize and distribute Quarter 2 Newsletter.
- Provided edits to the SGMA website page to reflect most recent GSA plan developments.
- Maintained social media accounts on Facebook and Twitter (X).

Upcoming Work

- Produce updated white paper and timeline document for SGMA website page on GSA plan developments.
- Produce timely statements and press releases on major events to promote the organization's point of view in media coverage.
- Continue to provide support on incoming media requests and public engagements.